ROTHENBERGER
pipetool technologies at work

REFRIGERATION
AIR-CONDITIONING
CATALOG

Status: 01 / 2024

Welcome to ROTHENBERGER!

ROTHENBERGER was founded as a trading house in 1949. As early as 1967, ROTHENBERGER developed the first system solution: the R-System. It consisted of tools for expanding, extracting and bending pipes—revolutionary equipment that enabled installers to connect pipes without fittings. This significantly accelerated the installation process.

Today, ROTHENBERGER serves installers and ACR technicians worldwide with products which have been co-developed, tested and improved by professional users.

Sculpture: ROTONDO; sculptor: Christian Hack

Focus on users

At ROTHENBERGER, we focus on professionals in the sanitary, refrigeration and air conditioning sectors. Day after day, they face challenges on construction site and in service. They need tools they can rely on. That's why ROTHENBERGER manufactures tools and machines are so easy to use. Our products are characterized by the highest quality and we are driven by innovation. Customers all over the world appreciate the reliability, durability and technical innovation of ROTHENBERGER pipe tools. Your demands are our motivation! To get the work done that needs to be done. Each and every day. Safe, fast and reliable.

Quality from the start

For more than 70 years, ROTHENBERGER has focused on customer satisfaction and success: from product development to manufacturing and quality control to service. We develop high quality, high performance and technically advanced pipe tools and machines.

Every development process begins with the specific needs of our users. We listen carefully, analyze the requirements and use our experience to create innovative solutions. ROTHENBERGER's production facilities use state-of-the-art technologies and processes to develop tools and machines while maintaining a high proportion of inhouse production—by professionals for professionals!

Sustainability means responsibility

In times of climate change and energy crisis, environmental protection is an important task for our society. ROTHENBERGER is taking responsibility and is committed to be climate-neutral by 2025. Since 2020, we have been operating photovoltaic systems with monocrystalline solar cells on the roofs of all buildings at the Kelkheim site in Germany.

Sustainability is a key concern for ROTHENBERGER. That is why we are focused on durable products, system solutions and batteries that can be used across manufacturers. This saves material, costs and valuable resources. Another great example of this is our ROCASE case system which enables safe tool storage and reduces packaging waste.

SUSTAINED BY

TOOLS FOR LIFE

Mit dem Erwerb dieses Produktes wird ein Teil an die TOOLS FOR LIFE Foundation gespendet

“Sustained by”

Every tool whose product life cycle has been extended by a repair or upgrade and is sold again receives the “Sustained by” sticker.

This shows that you have made a contribution to sustainability with your purchase and that a fixed amount of the sales proceeds has been donated to a climate protection project.

AMPShare—Powered by Bosch

ROTHENBERGER has been a founding member of the AMPShare battery platform since 2022. It is based on the 18-volt battery technology from Bosch. All AMPShare batteries and chargers are compatible with tools and machines of the cross-brand collaboration. In future, all ROTHENBERGER battery tools will be offered with an AMPShare interface.

CAS—CORDLESS ALLIANCE SYSTEM

ROTHENBERGER has been offering a comprehensive range of CAS cordless tools since 2018. The range extends from sanitary installations to refrigeration and air conditioning technology to service area. The proven battery technology of the manufacturer-independent CORDLESS ALLIANCE SYSTEM comes from Metabo.

ROTHENBERGER
BONUS
POINTS

Collect BONUS POINTS and benefit from rewards!

With ROTHENBERGER tools you earn bonus points that you can exchange for fantastic rewards. And the best thing about it: Our portfolio of bonus point products is constantly being expanded so that you always have a varied selection.

Service for professionals: Always there for you!

RO SERVICE+ takes care of maintenance and repairs: our service team will quickly get your tools back up and running again. And without any delays—we pick up your tools and deliver them directly to the construction site on request.

How to contact us}

You can contact us via many channels—via our website **rothenberger.com,** by email to **info@rothenberger.com**, by phone via our customer and our technical customer service hotlines.

Visit us on Facebook, Instagram, YouTube, TikTok and LinkedIn!

RO SERVICE+ only valid in participating countries.

TOP PRODUCT

Product details on page 27

ROMAX 4000: Powerful press machine for effortless work

The battery-powered ROMAX 4000 presses fittings with a force of 32–34 kN in just five seconds. Due to its balanced weight distribution, the press machine is ideal for effortless work—even when handling difficult installations.

In combination with its increased service interval at 40,000 pressings, the ROMAX 4000 is the perfect all-rounder for fast, continuous and ergonomic work. It is also compatible with the >B< MaxiPro contour pressing jaws.

Summary of contents

Page	Applications				Chapter
12	Cutting				1
20	Universal tools				2
24	Pressing				3
32	Expanding				4
40	Bending				5
54	Flare connections				6
57	Soldered joints				7
73	Complete solutions				8
76	Measuring and testing				9
84	Evacuation, recovery and weighing				10
95	Relevant informations				11

1

TUBE CUTTER 35

Proven pipe cutter for the precise cutting of pipes Ø 6–35 mm (1/4–1.3/8″)

For the precise cutting of copper, brass, aluminium, thin-walled steel pipes

DURAMAG
HI-Tec magnesium body

Application Benefits

- Optimal for confined spaces
- Quick adjustment of the working area
- Spare cutter wheel in handle
- Cuts near to flares are possible
- Retractable internal pipe deburrer
- Rugged and robust

Metal casing with DURAMANT coating: rugged and robust

Technical Data

Working area	Ø 6–35 mm (1/4–1.3/8″)
Material	DURAMAG magnesium
Cutting depth	3 mm

The 100 % magnesium body is up to 30 % lighter than the previous model!

Two guide rollers with recess

Flanged cut

Exact guidance

Precise cut

Easy turning of the adjustment knob

Spare cutter wheel always within reach

Cutter wheel compartment

Spare cutting wheel always at hand

Always ready to hand

Retractable pipe inner deburrer



Constant, tight working radius of 123 mm

No. 070027DB

For copper and aluminium

TUBE CUTTER 35 DURAMAG (No. 70027)
TUBE CUTTER 42 PRO (No. 70029)

For MLP pipes

TUBE CUTTER 35 DURAMAG MSR (No. 70108)
TUBE CUTTER 42 PRO MSR (No. 70109)

For INOX (stainless steel) pipes

TUBE CUTTER 35 INOX, DURAMAG (No. 70055)
TUBE CUTTER 42 PRO INOX (No. 70070)

TUBE CUTTER 35, DURAMAG

Proven pipe cutter for the precise cutting of pipes Ø 6–35 mm (1/4–1.3/8″)

For copper, brass, aluminium, thin-walled steel pipes

Application Benefits

- Optimal for confined spaces
- Quick adjustment of the working area
- Spare cutter wheel in handle
- Cuts near to flares are possible
- Retractable internal pipe deburrer
- Rugged and robust

Model	Weight	PU	No.
TUBE CUTTER 35, 6–35 mm (1/4–1.3/8″), DURAMAG	0.255 kg	4	70027
TUBE CUTTER 35 DURAMAG display, 6 pcs.	1.700 kg	1	070027DB

TUBE CUTTER 35 INOX, DURAMAG

Proven pipe cutter for the precise cutting of pipes Ø 6–35 mm (1/4–1.3/8″)

For stainless steel pipes

Application Benefits

- Hardened, special cutter wheel made of high-alloyed steel
- External burr-free cutting
- Stainless steel guide rolls, cuts near flares possible
- Optimum use in tight places
- Quick adjustment of the working area
- Retractable pipe internal deburrer
- Rugged and robust

INOX

Model	Weight	PU	No.
TUBE CUTTER 35 INOX, 6–35 mm (1/4–1.3/8″), DURAMAG	0.255 kg	4	70055

Handtool set “Prepare to Press”

Set for preparing pressings

For preparing copper, brass and thin-walled steel pipes with Ø 6–35 mm (1/4–1.3/8″) for subsequent pressings

Set (No. 1000002002) includes: TUBE CUTTER 35, Ø 6–35 mm (No. 70027), internal and external deburrer Ø 6–35 mm (No. 1500000237), permanent-marker “Prepare to Press” (No. 1500002640), ROBOX B2350 (No. 1500002641)

Model	Weight	PU	No.
Handtool set “Prepare to Press”, 6–35 mm (1/4–1.3/8″)	0.460 kg	1	1000002002

TUBE CUTTER 35 INOX with cutting wheels

Pipe cutter for cutting stainless steel pipes with matching cutting wheels

TUBE CUTTER 35 INOX for cutting stainless steel pipes

INOX

Set (No. 1000002222) includes: TUBE CUTTER 35 INOX, Ø 6–35 mm, DURAMAG (No. 70055), cutter wheel for TUBE CUTTER 35, TUBE CUTTER 30 Pro and TUBE CUTTER 42 XL (No. 070056D), ROBOX B2350 (No. 1500002641)

Model	Weight	PU	No.
TUBE CUTTER 35 INOX with cutting wheels and ROBOX	0.500 kg	1	1000002222

1

TUBE CUTTER 42 PRO

Proven pipe cutter for the precise cutting of pipes Ø 6–42 mm (1/4–1.5/8″)

For copper, brass, aluminium, thin-walled steel pipes

Application Benefits

- Optimal for confined spaces
- Quick adjustment of the working area
- Spare cutter wheel in handle
- Cuts near to flares are possible
- Retractable internal pipe deburrer
- Rugged and robust

Model	Weight	PU	No.
TUBE CUTTER 42 PRO, 6–42 mm (1/4–1.5/8″)	0.545 kg	4	70029

TUBE CUTTER 42 PRO INOX

Proven pipe cutter for the precise cutting of stainless steel pipes Ø 6–42 mm (1/4–1.5/8″)

For cutting stainless steel pipes

Application Benefits

- Hardened, special cutter wheel made of high-alloyed steel
- External burr-free cutting
- Stainless steel guide rolls, cuts near flares possible
- Optimum use in tight places
- Quick adjustment of the working area
- Retractable pipe internal deburrer
- Rugged and robust

INOX

Model	Weight	PU	No.
TUBE CUTTER 42 PRO INOX, 6–42 mm (1/4–1.5/8″)	0.545 kg	1	70070

TUBE CUTTER 42 XL

Proven pipe cutter for the precise cutting of pipes Ø 6–42 mm (1/4–1.5/8″)

For copper, brass, aluminium, stainless steel and thin-walled steel pipes with a wall thickness of up to 1.2 mm

Application Benefits

- New cutter wheel: 20 × more cuts[1]
- Suitable for thin-walled pipes starting at a wall thickness of 0.5 mm
- Quick adjustment of the pipe diameter by easy turning of the adjustment knob
- Spare cutter wheel in handle compartment
- Retractable internal pipe deburrer

Model	Weight	PU	No.
TUBE CUTTER 42 XL, 6–42 mm (1/4–1.5/8″)	0.500 kg	1	1000001748
Spare cutter wheel, 5 pcs.	0.020 kg	1	070056D

1) Stainless steel compared to TUBE CUTTER 42 Pro

ROTRAC 28

High-precision pipe cutter Ø 3–28 mm (1/8–1.1/8″)

For cutting copper, brass, aluminium and thin-walled steel pipes

Application Benefits

- Constant working radius
- Cast aluminium design
- Protection of the cutter wheel with the rolling stop
- Retractable internal deburrer and spare cutter wheel in handle
- Protected screw spindle–protection against dirt and jamming

Casing made in one cast

Stable and long-lasting

Model	Weight	PU	No.
ROTRAC 28, 3–28 mm (1/8–1.1/8″)	0.220 kg	1	70010
ROTRAC 28 PLUS Chrome, Limited Edition	0.220 kg	1	1000000046
Spare axle	0.005 kg	1	70080
Spare cutter wheel INOX	0.002 kg	1	070007X
Spare cutter wheel Cu, Al, Br, 3 pcs.	0.020 kg	1	070007D

ROTRAC 42

High-precision pipe cutter Ø 6–42 mm (1/4–1.5/8″)

For cutting copper, brass, aluminium and thin-walled steel pipes

Application Benefits

- Constant working radius
- Cast aluminium design
- Protection of the cutter wheel with the rolling stop
- Retractable internal deburrer and spare cutter wheel in handle
- Protected screw spindle–protection against dirt and jamming

Casing made in one cast

Stable and long-lasting

Model	Weight	PU	No.
ROTRAC 42, 6–42 mm (1/4–1.5/8″)	0.255 kg	1	70011
Spare axle	0.005 kg	1	70080
Spare cutter wheel INOX	0.002 kg	1	070007X
Spare cutter wheel Cu, Al, Br, 3 pcs.	0.020 kg	1	070007D

MINICUT I PRO / II PRO

Copper pipe cutter Ø 3–22 mm (1/8–7/8″)

For cutting copper, brass, aluminium and thin-walled steel pipes

Application Benefits

- Compact design with small working radius 38 mm (1.1/2″) I PRO and 42 mm (1.5/8″) II PRO allows use in hard-to-reach places
- Effortless pressure control with the large knurled knob and compact design
- Two guide rollers with recess for cuts near flares
- Monoblock design allows precision

Ideal for maintenance and repair work!

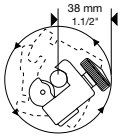

No. 70401

No. 70402

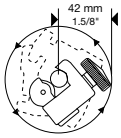

No. 70402

Model	Weight	PU	No.
MINICUT I PRO, 3–16 mm (1/8–5/8″)	0.115 kg	4	70401
MINICUT I PRO C, 3–16 mm (1/8–5/8″)	0.120 kg	4	070401C
MINICUT II PRO, 6–22 mm (1/4–7/8″)	0.125 kg	4	70402
Spare cutter wheel Cu, Br, Al, Fe, 5 pcs.	0.020 kg	1	070017D

MINICUT 2000

Copper pipe cutter Ø 3–22 mm (1/8–7/8″)

For cutting copper, brass, aluminium and thin-walled steel pipes

Application Benefits

- Compact design with small working radius 45 mm (1.3/4″) allows use in hard-to- reach places
- Effortless pressure control with the large knurled knob and compact design
- Two guide rollers with recess for cuts near flares
- Ergonomic design of body and knob with seating surface for the hand during turning

No. 70105

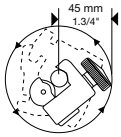

Model	Weight	PU	No.
MINICUT 2000, 3–22 mm (1/8–7/8″)	0.140 kg	4	70105
Spare axle	0.005 kg	1	70041
Spare cutter wheel Cu, Br, Al, Fe, 5 pcs.	0.020 kg	1	070017D

1

MINI MAX

Copper pipe cutter Ø 3–28 mm (1/8–1.1/8″)

For cutting copper, brass, aluminium and thin-walled steel pipes

Application Benefits

- Compact design with very small working radius 58 mm (2.1/4″) allows use in hard-to-reach places
- Effortless pressure control with the large knurled knob and compact design
- Two guide rollers with recess for cuts near flares
- Ergonomic design of body and knob with seating surface for the hand during turning

No. 70015

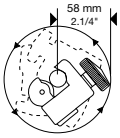

Model	Weight	PU	No.
MINI MAX, 3–28 mm (1/8–1.1/8″)	0.270 kg	4	70015
Spare cutter wheel Cu, Br, Al, Fe, 5 pcs.	0.020 kg	1	070017D
Spare axle	0.005 kg	1	70041

TUBE CUTTER 30 PRO

Copper pipe cutter Ø 3–30 mm (1/8–1.1/4″)

For cutting copper, brass, aluminium and thin-walled steel pipes

Application Benefits

- Two guide rollers with recess for cuts near flares
- Retractable internal deburrer and spare cutter wheel in handle

Model	Weight	PU	No.
TUBE CUTTER 30 PRO, 3–30 mm (1/8–1.1/4″)	0.305 kg	4	71019
Spare cutter wheel Cu, Br, Al, Fe, 5 pcs.	0.020 kg	1	070017D
Spare axle	0.005 kg	1	70041

TUBE CUTTER 50

Copper pipe cutter Ø 12–50 mm (1/2–2″)

For cutting copper, brass, aluminium and thin-walled steel pipes

Application Benefits

- Two guide rollers with recess for cuts near flares
- Retractable internal deburrer and spare cutter wheel in handle

Technical Data

Working area	Ø 12–50 mm (1/2–2″)
Cutting depth	1.2 mm
Suitable for	Cu, brass, Al, thin-walled steel pipes

Model	Weight	PU	No.
TUBE CUTTER 50, 12–50 mm (1/2–2″)	0.520 kg	1	70065
Spare axle	0.010 kg	1	70006

Automatic pipe cutter

Telescopic pipe cutter Ø 6–127 mm (1/4–5″)

For cutting copper, brass, aluminium and thin-walled steel pipes as well as sound-insulated pipes

Application Benefits

- Retractable internal deburrer and spare cutter wheel in handle
- Monoblock design
- Quick adjustment with the ratchet telescopic guide with automatic spring-driven release
- Self-clamping prevents release due to quick adjustment during the cutting process

No. 70030

Model	Weight	PU	No.
Automatic pipe cutter Size 1, 6–67 mm (1/4–2.5/8″)	0.755 kg	1	70030
Automatic pipe cutter Size 2, 50–127 mm (2–5″)	1.875 kg	1	70142
Spare blade for GRATFIX HSS Size 1, Universal	0.005 kg	10	21652
Spare internal pipe deburrer complete Size 1	0.005 kg	1	750004100

Model	Weight	PU	No.
Spare axle Size 1	0.020 kg	1	70042
Spare cutter wheel for Automatic pipe cutter Size 2, 2 pcs.	0.020 kg	1	070057D
Spare cutter wheel Cu, Br, Al, Fe, 5 pcs.	0.020 kg	1	070017D

ROSLICE

Copper pipe cutter Ø 12–22 mm (1/2–7/8″)

Application Benefits

- Quick cutting of copper pipes with less turns
- No deformation of the pipe: self-clamping and self-alignment
- Less space required, ideal for hard-to-reach places
- Reliable hold with the non-slip surface

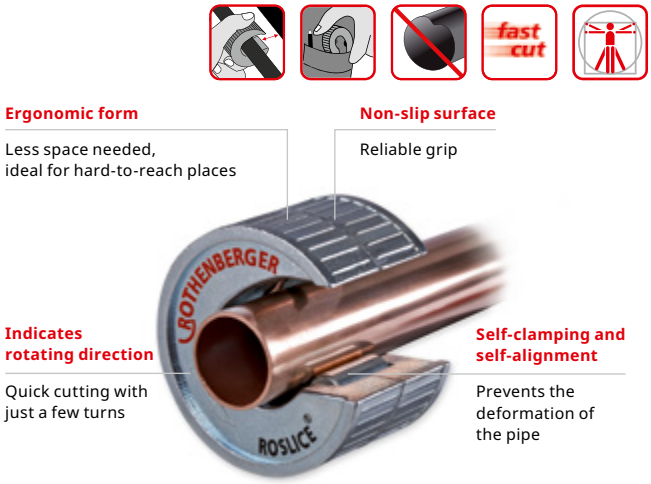

Model	Weight	PU	No.
ROSLICE, 12 mm	0.240 kg	1	88812
ROSLICE, 15 mm	0.230 kg	1	88815
ROSLICE, 18 mm	0.260 kg	1	88818
ROSLICE, 22 mm	0.250 kg	1	88822
ROSLICE, 3/4″	0.240 kg	1	88832
Spare cutter wheel, 12 mm (1/2″), 5 pcs.	0.036 kg	1	088840D
Spare cutter wheel, 15 mm and 22 mm (5/8 and 7/8″), 5 pcs.	0.035 kg	1	088841D
Spare cutter wheel, 18 mm, (1/2–3/4″), 5 pcs.	0.037 kg	1	088842D

Pipe cutting possible near the wall

1

ROCUT Plastic Pro

One tool, two pipe diameters

The pipe cutter ROCUT Plastic Pro cuts PE, PP and PVC pipes. It cuts the pipe right angled, quickly and with only a few turns.

Application Benefits

- One tool can cut two pipe diameters and three different sizes are available
- Cut pipes with a wall thickness of up to 3.5 mm
- Requires only little working area and allows work in confined spaces

Technical Data

Working area	Ø 15–50 mm
Cutting depth	2–3.5 mm
Suitable for	PP, PE, PVC

Hinge

Easy to set up on the pipe

Two diameters

One tool for two diameters

Cutting blade

Optimally placed for straight cut

Cassette for spare blade

Practical storage for replacement cutting sheets

Model	Weight	PU	No.
ROCUT Plastic Pro, 15–22 mm	0.340 kg	1	1000003051
ROCUT Plastic Pro, 32–40 mm	0.540 kg	1	1000003052
ROCUT Plastic Pro, 40–50 mm	0.540 kg	1	1000003106

Pipe cutters, cutting wheels and spare parts

Only original ROTHENBERGER cutting wheels made of high-alloyed hardened steel guarantee an exact, right-angled cut

Pipe cutter type	Model for pipe–Ø	No.	Cutting wheel No.	Sizes d / L / D mm	Cutting depth mm	Spare axle No.	Ø mm Length mm Thread	Spare roller No.	Deburring blade No.	Application area
MINICUT I PRO	3–16 mm	70401	070017D	4.8 / 5.9 / 18.5	3.0	70041	4.7 / 14 / M3	70023	—	Copper pipe (Cu), brass pipe (Ms), aluminium pipe (Al), thin-walled steel pipe (Fe), PVC hard plastic pipe, plastic-coated pipe
MINICUT II PRO	6–22 mm	70402	070017D	4.8 / 5.9 / 18.5	3.0	70041	4.7 / 14 / M3	70023	—	
MINICUT 2000	3–22 mm	70105	070017D	4.8 / 5.9 / 18.5	3.0	70041	4.7 / 14 / M3	—	—	
MINIMAX	3–28 mm	70015	070017D	4.8 / 5.9 / 18.5	3.0	70041	4.7 / 14 / M3	—	—	
TUBE CUTTER 30 PRO	3–30 mm	71019	070017D	4.8 / 5.9 / 18.5	3.0	70041	4.7 / 14 / M3	70067	—	Copper pipe (Cu), brass pipe (Ms), aluminium pipe (Al), thin-walled steel pipe (Fe), PVC hard plastic pipe, plastic-coated pipe
TUBE CUTTER 35 + 35 C	6–35 mm	070027(C)	070017D	4.8 / 5.9 / 18.5	3.0	70041	4.7 / 14 / M3	70067	21652	
TUBE CUTTER 42 PRO	6–42 mm	70029	070017D	4.8 / 5.9 / 18.5	3.0	70041	4.7 / 14 / M3	70067	21652	
TUBE CUTTER 35 MSR	6–35 mm	70108	070188D	4.8 / 5.9 / 19.3	4.0	70041	4.7 / 14 / M3	70067	21652	
TUBE CUTTER 42 PRO MSR	6–42 mm	70109	070188D	4.8 / 5.9 / 19.3	4.0	70041	4.7 / 14 / M3	70067	21652	
TUBE CUTTER 50	12–50 mm	70065	070017D	4.8 / 5.9 / 18.5	3.0	70006	4.7 / 16 / M4	—	—	Multi-layered composite pipe
AUTOMATIC pipe cutter Size 1	6–67 mm	70030	070017D	4.8 / 5.9 / 18.5	3.0	70042	4.7 / 16 / M4	—	21652	Cu, Ms, Al, Fe thin-walled
AUTOMATIC pipe cutter Size 1	6–67 mm	70031	070028D	4.8 / 5.9 / 23.6	7.0	70042	4.7 / 16 / M4	—	21652	PE, PP, VPE, PB and PVDF pipes
AUTOMATIC pipe cutter Size 2	50–127 mm	70142	070057D	8.0 / 14.0 / 29.0	7.0	751004200	7.9 / 23.5 / 1/4″	—	21652	thin-walled Cu, Ms, Al, Fe
AUTOMATIC pipe cutter Size 2	50–127 mm	70032	055054D	8.0 / 13.0 / 40.0	13.0	751004200	7.9 / 23.5 / 1/4″	—	21652	PE, PP, VPE, PB and PVDF pipes
AUTOMATIC pipe cutter Size 2	50–127 mm	70032	055053D	8.0 / 13.0 / 30.5	8.0	751004200	7.9 / 23.5 / 1/4″	—	21652	thin-walled PP pipes
AUTOMATIC pipe cutter Size 2	50–127 mm	70032	055074D	8.0 / 11.0 / 45.0	16.0	751004200	7.9 / 23.5 / 1/4″	—	21652	PE, PP, VPE, PB and PVDF pipes
AUTOMATIC pipe cutter Size 3	100–168 mm	70033	055074D	8.0 / 11.0 / 45.0	16.0	751004200	7.9 / 23.5 / 1/4″	—	21652	PE, PP, VPE, PB and PVDF pipes
AUTOMATIC pipe cutter Size 3	100–168 mm	70033	055053D	8.0 / 11.0 / 30.5	8.6	751004200	7.9 / 23.5 / 1/4″	—	21652	thin-walled PP pipes
TUBE CUTTER 28	3–28 mm	70010	070007D	4.8 / 3.0 / 16.0	2.5	70080 + 70081	4.7 / 9 / SR	80679	—	Cu, Ms, Al, Fe thin-walled
TUBE CUTTER 42	3–42 mm	70011	070007D	4.8 / 3.0 / 16.0	2.5	70080 + 70081	4.7 / 9 / SR	80679	—	Cu, Ms, Al, Fe thin-walled
TUBE CUTTER 42 PRO PVC	6–42 mm	70072	070028D	4.8 / 5.9 / 23.6	7.0	70041	4.7 / 14 / M3	70067	—	PE, PP, VPE, PB and PVDF pipes
Steel pipe cutter SUPER	3/8–1.1/4″	70040	070046D	7.5 / 14.0 / 25.7	5.5	701011500	7.4 / 30 / —	70047	—	Steel pipe (Fe)
Steel pipe cutter SUPER	3/8–2″	70045	070051D	9.0 / 17.0 / 31.5	6.0	70053	8.9 / 35 / —	70052	—	Steel pipe (Fe)
Steel pipe cutter ENORM	2–4″	70060	070061D	9.7 / 20.0 / 41.0	8.0	70064	9.4 / 52 / —	70063	—	Steel pipe (Fe)
TUBE CUTTER 30 PRO INOX	3–30 mm	71085	070056D	4.8 / 5.9 / 18.5	5.5	70041	4.7 / 14 / M3	70068	—	Stainless steel pipe
TUBE CUTTER INOX	10–54 mm	70340	70341	5.0 / 21.0 / 30.0	3.5	753000700	4.7 / 14 / M3	70068	21652	Stainless steel pipe
TUBE CUTTER 35 INOX	6–35 mm	70055	070056D	4.8 / 5.9 / 18.5	4.0	70041	4.7 / 14 / M3	70068	21652	Stainless steel pipe
TUBE CUTTER 42 PRO INOX	6–42 mm	70070	070056D	4.8 / 5.9 / 18.5	4.0	70041	4.7 / 14 / M3	70068	21652	Stainless steel pipe
SUPER INOX	3/8–1.1/4″	70086	070088D	4.8 / 5.9 / 19.3	4.0	701011500	7.4 / 30 / —	70047	—	Stainless steel pipe
SUPER INOX	3/8–2″	70087	070089D	9.0 / 19.0 / 31.5	7.0	70053	7.4 / 35 / —	70052	—	Stainless steel pipe
Chain pipe cutter	100 mm	70285	—	4.0 / 3.8 / 17.8	3.0	—	—	70286	70286	Cu, Ms, Al, Fe thin-walled

2

Electrical power combination pliers

1000 V IEC 60900

Application Benefits

- Equipped with an integrated ring spanner for M8 and M10 nuts/screws
- Inductive hardened blade to ensure a higher service life
- Asymmetric grip function can be used to grab round or flat materials

Model	Weight	PU	No.
Electrical power combination pliers	0.250 kg	1	1500003163

Electrical edge cutter

1000 V IEC 60900

Application Benefits

- Inductive hardened blade to ensure a higher service life
- Wave profile of the blade provides an anti-slip function: The wire does not slip out while being cut
- Comfortable handling thanks to ergonomic 3 K handles

Model	Weight	PU	No.
Electrical power edge cutter	0.210 kg	1	1500003164
Electrical power edge cutter	0.300 kg	1	1500003166

Electrical multi insulation stripper

1000 V IEC 60900

Application Benefits

- Improvement of the common insulation stripper and does not need an adjusting screw
- Ideally suitable to strip Ø 5–16 mm cable coatings
- The stripping function enables cable stripping of single- or multicore cables up to Ø 5.0 mm

Model	Weight	PU	No.
Electrical multi insulation stripper	0.230 kg	1	1500003167

Voltage Detector E-Detector 90–1000 V

Application Benefits

- The non-contact voltage tester detects AC voltage in a range of 90–1,000 V
- When voltage is detected, a red LED lights up. In addition, a flashlight is attached to the voltage tester.

Model	Weight	PU	No.
Voltage Detector E-Detector 90–1000 V	0.030 kg	1	1500003374

Electrical long nose pliers

1000 V IEC 60900

Application Benefits

- Inductive hardened blade to ensure a higher service life
- Integrated M10 ring spanner to tighten/loosen nuts and screws
- Grab wires precisely, the serrated gripping surface ensures a tight, firm grip

Model	Weight	PU	No.
Electrical long nose pliers	0.200 kg	1	1500003168

Electrical installation pliers

1000 V IEC 60900

Application Benefits

- Integrated stripping function, ring spanner and gripping zone for flat and round material
- Multi purpose tool makes lots of other tools obsolete
- Angled design enables low-fatigue working

Model	Weight	PU	No.
Ergonomic electrical installation pliers	0.290 kg	1	1500003169

Chisel screwdriver set EUROLINE IMPAKT

Screwdriver with continuous, strengthened blade

Application Benefits

- One-piece, strengthened blade with metal cap allows directed hammer blows, for example loosening stuck screws

Set (No. 73575) includes:

5.5 × 100 mm
6.5 × 125 mm
8.0 × 150 mm

PH 1 × 80 mm
PH 2 × 100 mm

2 tools in 1!

Color coding for different tips
Quick differentiation

2 component handle made of high-quality, plastic, grip-friendly AS knob form
High force transmission

Surface treated precision tip
Guarantees perfect seat on screw head

Blade made of high-quality, tempered chrome vanadium steel
High torque proof

5 pieces set (No. 73575) includes: slot screwdriver 5.5 × 100 mm(No. 73565), 6.5 × 125 mm (No. 73566), 8 × 150 (No. 73567), Phillips PH 1 × 80 mm 1 (No. 73536), PH 2 × 100 mm (No. 73537)

Model	Weight	PU	No.
Chisel screwdriver set EUROLINE IMPAKT, 5 pcs.	0.750 kg	1	73575

Constant strenghtened blade with metal cap

VDE screwdriver set

Blades made of chrome vanadium molybdenum steel, thoroughly hardened, extrusion-coated blade insulation tightly joined with handle, 1,000 Volt

1000 V

Model	Weight	PU	No.
VDE screwdriver set 7 pieces	0.680 kg	1	323126

2

ROGRIP M

Quick adjustable water pump pliers

Holds and grips a wide variety of pipe types up to Ø 2″

Application Benefits

- Durable: Due to the double hardening, the teeth are particulary wear-resistant
- Slip resistant: The shape of the teeth (self locking), the 3-touch-point grip on the pipe and the soft-touch handle, prevent slipping off the pliers.
- Large gripping capacity: 30 % more gripping capacity [1]: 10″ pliers up to 2″ pipe diameter.

Technical Data

Working area diameter	2″
Working area diameter	0–60 mm
Material	Chrome vanadium steel

Double hardened jaws, extremely durable

Firm grip on any surface even under the strongest conditions

ROTHENBERGER Curve-Shape-Design

Particularly ergonomic for large pipe diameters. Reduces the risk of pinching fingers

Large grip width

Reliable grip and hold up to 2″ pipe diameter

New handle design

Good grip with two handle versions

Wide handles

More comfort and better power transmission

Model	Weight	PU	No.
ROGRIP M, 7″, 1K	0.235 kg	6	1000002697
ROGRIP M, 7″, 2K	0.250 kg	6	1000002698
ROGRIP M, 10″, 1K	0.470 kg	6	1000002699
ROGRIP M, 10″, 2K	0.495 kg	6	1000002700

ROTHENBERGER Curve-Shape-Design— 7″ pliers has the same gripping capacity as a normal 10″ WAPU

ROGRIP F

Quick adjustable water pump pliers

Holds and grips a wide variety of pipe types up to Ø 2″

Application Benefits

- Durable: Due to the double-hardened teeth, the teeth only wear slowly
- Slip-resistant: The shape of the teeth (self-locking), the 3-touch-point grip on the pipe and the soft-touch handle, prevent slipping off the pliers
- Large gripping capacity: 30 % more gripping capacity: 10″ pliers up to 2″ pipe diameter
- Safety lock system: prevents unintentional opening and enables a 50 % quicker adjustment

Curve-Shape-Design: especially ergonomic

3-point grip over the middle for reliable clam-ping. Perfect grip on pipes up to Ø 2″

Double hardened jaws, extremely durable

Firm grip on any surface even under the strongest conditions

Safety blocking system

Prevents unintentional opening and enables up to 50 % faster adjustment

ROTHENBERGER Curve-Shape-Design

Particularly ergonomic for large pipe diameters. Reduces the risk of pinching fingers

Large grip width

Reliable grip and hold up to 2″ pipe diameter

New handle design

Good grip with two handle versions

Wide handles

More comfort and better power transmission

Model	Weight	PU	No.
ROGRIP F, 10″, 1K	0.405 kg	6	1000002704
ROGRIP F, 10″, 2K	0.425 kg	6	1000002705
ROGRIP F, 7″, 1K	0.215 kg	6	1000002701
ROGRIP F, 7″, 2K	0.225 kg	6	1000002702

ROTHENBERGER Curve-Shape-Design— 7″ pliers has the same gripping capacity as a normal 10″ WAPU

1) than previous model

ROFAST pliers wrench

For gripping, holding, pressing and bending surface-sensitive, chrome-plated screw fittings

Application Benefits

- Gentle on surfaces: Smooth, parallel jaws enable use on sensitive surfaces
- Versatile use: Replaces spanner sets from 0–50 mm or 0–1.7/8″ and dispense with use of other tools
- Convinient handling: Excellent pressing and clamping force with a 10 × force transfer for higher gripping force

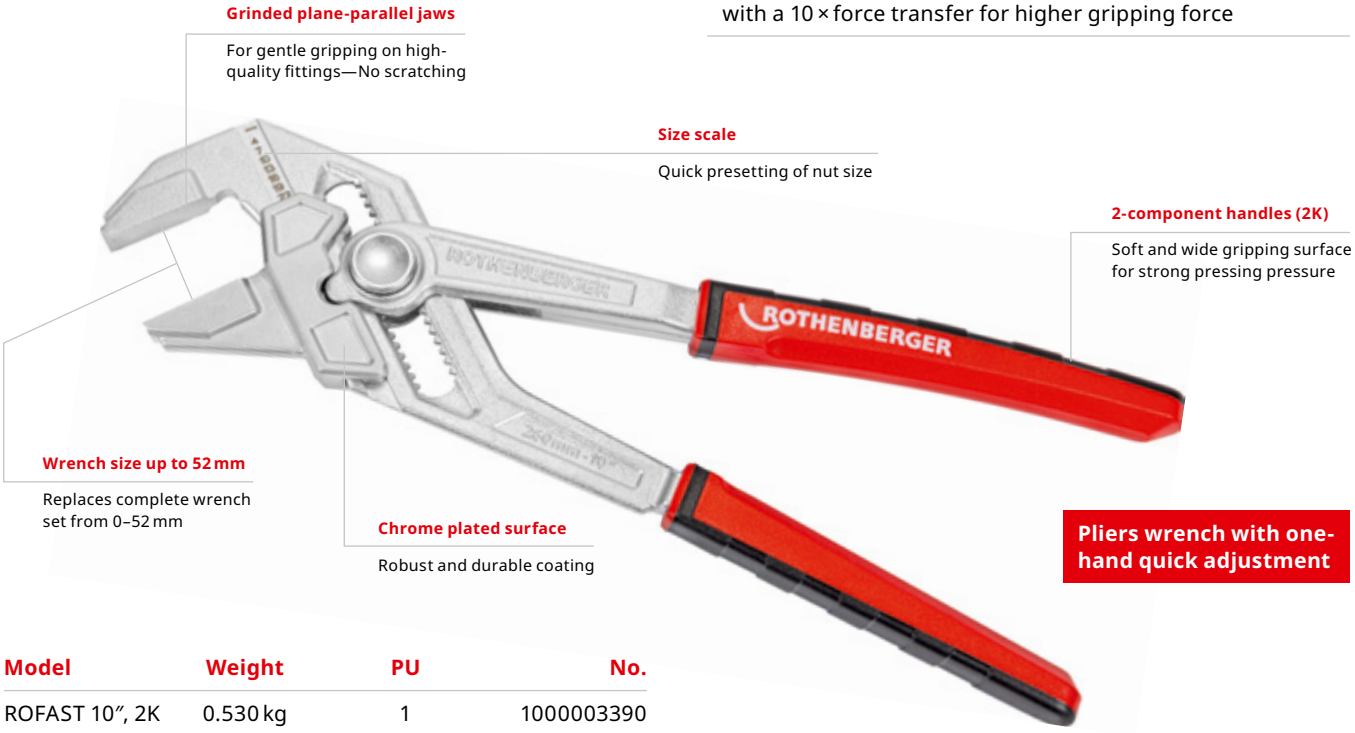

Pliers wrench with one-hand quick adjustment

Model	Weight	PU	No.
ROFAST 10″, 2K	0.530 kg	1	1000003390

ROGRIP XL

Quick adjustable water pump pliers

Application Benefits

- 16″ pliers up to 3.1/2″ pipe diameters
- 3-point grip: reliable clamping and perfect grip up to the maximum pipe diameter.
- ROTHENBERGER Curve-Shape-Design: especially ergonomic by large pipe diameters. Reduces the danger of fingers getting clamp
- Wide handles for more comfort and better power transmission
- 14 adjustment positions for variable working

Curve-Shape-Design: especially ergonomic



3-point grip over the middle for reliable clamping. Perfect grip on pipes up to Ø 3.1/2″

Enourmos gripping width of 3.1/2″—reliable grip during application

Model	Weight	PU	No.
ROGRIP XL, 102 mm (3.1/2″)	1.400 kg	1	1000000328

ROTHENBERGER

ROTHENBERGER
pipetool technologies at work
ROTHENBERGER
2.0Ah 18V Li-Power
CAS

ROMAX Compact III

Electrohydraulic press machine for battery operated pressing of Conex Bänninger® >B< MaxiPro® refrigeration fittings up to 1.1/8″ with 19 kN

The ROMAX Compact III is 3 seconds fast, 2.5 kg light and 19 kN strong. Through the perfect handling the machine is particularly suitable for ACR installations, high volume pressings or service installations.

Compatible press tools

The ROMAX Compact III and the Compact press jaws are suitable for the innovative >B< MaxiPro® ACR fitting system from Conex Bänninger®. Press jaws see page 28.

Technical Data

Dimension	336 × 143 × 76 mm (with 2.0 Ah battery)
Piston force / hub	19 kN / 30 mm
Nominal size	1/4–1.1/8″
Service intervall	40,000 pressings / 2 years
Press jaw fixture	270° rotation
Power supply	Battery
Operation temperature	-10 °C up to 60 °C
Pressings	approx. 150 press cycles with 2.0 Ah battery

3

Available in the manufacturer-independent battery systems AMPShare – Powered by Bosch or CAS – CORDLESS ALLIANCE SYSTEM

Push-2-Lock-Knob

New Jaw Locking System (spring-loaded knob) allows convenient Attaching/Detaching of Press Jaws

Balanced Design

Optimized in weight and size for better machine handling in daily use

Bluetooth® inside

Connects the machine with ROTHENBERGER App

Multiple battery systems

Suitable for CAS and AMPShare battery systems (2 different machine versions)

R-System Label

Jaw matching indicatior reduces misuse risk of attaching incompatible jaws

Black Colored Parts

New coloration of Jaw Fixture and Bracket give the Machine a High-End-Look

Flame-free: Flame-free installation avoids the need for a hot work permit and the risk of fire on site.

RO SERVICE+ only valid in participating countries.
Conex Bänninger® and >B< MaxiPro® are registered trademarks of Conex IPR Limited.

ROMAX 4000

Electrohydraulic press machine for battery operated pressing of Conex Bänninger® >B< MaxiPro® refrigeration fittings up to 1.3/8″ with 32–34 kN

The ROMAX 4000 operates in just 5 seconds, weighs only 3.6 kg and uses a force of 32–34 kN. It can press from 1.4″ up to 1.3/8″ Conex Bänninger® >B< MaxiPro® fittings and is therefore the perfect all-rounder amongst the ROTHENBERGER press machines.

Compatible press tools

The ROMAX 4000 and the Standard press jaws are suitable for the innovative >B< MaxiPro® ACR fitting system from Conex Bänninger®. Press jaws see page 28.

Available in the manufacturer-independent battery systems AMPShare – Powered by Bosch or CAS – CORDLESS ALLIANCE SYSTEM

Technical Data

Dimension	467 × 125 × 80 mm (with 4.0 Ah battery) 445 × 125 × 75 mm (with 2.0 Ah battery)
Piston force / hub	32–34 kN / 40 mm
Nominal size	1/4–1.3/8″
Service intervall	40,000 pressings / 2 years
Press jaw fixture	270° rotation
Power supply	Battery
Operation temperature	-10 °C up to 60 °C

Fast and powerful pressings

Pressed in 5 seconds with 32–34 kN

Lightweight

The machine weighs only 3.6 kg

Automatic controlled press cycles

Piston retracts after reaching the necessary pressing force

Rod-shape

Perfectly balanced weight distribution enables users to work comfortably

270° rotatable press jaw fixture

For easy operation even in confined spaces

Constant Force Technology (CFT)

For constant axial pressing force

Multiple battery systems

Suitable for CAS and AMPShare battery systems (2 different machine versions)

RO SERVICE+ only valid in participating countries.
Conex Bänninger® and >B< MaxiPro® are registered trademarks of Conex IPR Limited.

DURA LAZR TEC

The unique laser-hardening process

Long-lasting. Safe. Precise. Our DURA LAZR TEC press jaws set is a new industry standard. The unique ROTHENBERGER laser-hardening process, which is implemented in our own production, provides maximum stability and wear resistance. And, therefore, more safety and a longer service life!

Depth distribution of hardness was tested by the independent test laboratory of the State Materials Testing Institute Darmstadt (MPA).

+ 40 %
HARDNESS
AT HIGHLY STRESSED
AREAS[1]

+100%
PRESS CYCLES
WITH LASER
HARDENING[1]

ROTHENBERGER press jaws before surface treatment

Partial laser-hardening for highly stressed surfaces

- Ideal accuracy of contour for highest precission during the complete live time
- 40 % increase in hardness[1]

Highest degree of hardness

- ROTHENBERGER press jaws are performing with the highest degree of hardness at high stressed areas
- Even in the case of high burr formation during compression, the wear is reduced to a minimum

Adjustment of the plate

Durability increased by approx. 45 %[1]

100 % extended lifetime of the press jaws among other things due to laser hardening[1]

Parts which have to be flexible stay ductile

Press jaws compact >B< MaxiPro

For ROMAX COMPACT III / ROMAX COMPACT TT

Suitable for use in pipe systems for refrigeration systems and heat pumps from -40 °C to +140 °C at a maximum operating pressure of 48 bar.

Application Benefits

- Flame free connection: No more working with open flame necessary
- Secure sealing: Reliable and durable connection through 3-point compression
- Fast, simple and cost-effective installation

Model	Press jaws Ø	Weight	PU	No.
Press jaw compact >B< MaxiPro	1/4″	1.265 kg	1	1000001749
Press jaw compact >B< MaxiPro	3/8″	1.250 kg	1	1000001750
Press jaw compact >B< MaxiPro	1/2″	1.180 kg	1	1000001751
Press jaw compact >B< MaxiPro	5/8″	1.180 kg	1	1000001752
Press jaw compact >B< MaxiPro	3/4″	1.190 kg	1	1000001753
Press jaw compact >B< MaxiPro	7/8″	1.290 kg	1	1000001754
Press jaw compact >B< MaxiPro	1″	1.930 kg	1	1000001755
Press jaw compact >B< MaxiPro	1.1/8″	1.275 kg	1	1000001756
Press jaw compact set >B< MaxiPro	1/4–5/8″	6.000 kg	1	1000003580
Press jaw compact set >B< MaxiPro	1/4–1.1/8″	14.000 kg	1	1000001989

1) In comparison to previous models

Conex Bänninger® and >B< MaxiPro® are registered trademarks of Conex IPR Limited.

Press jaws standard >B< MaxiPro

For ROMAX 4000, ROMAX 3000 AC and ROMAX AC ECO

Suitable for use in pipe systems for refrigeration systems and heat pumps from -40 °C to +140 °C at a maximum operating pressure of 48 bar.

Application Benefits

- Flame free connection: No more working with open flame necessary
- Secure sealing: Reliable and durable connection through 3-point compression
- Fast, simple and cost-effective installation

Model	Press jaws Ø	Weight	PU	No.
Press jaw standard >B< MaxiPro	1/4″	2.050 kg	1	1000001889
Press jaw standard >B< MaxiPro	3/8″	2.040 kg	1	1000001890
Press jaw standard >B< MaxiPro	1/2″	1.940 kg	1	1000001891
Press jaw standard >B< MaxiPro	5/8″	1.945 kg	1	1000001892
Press jaw standard >B< MaxiPro	3/4″	1.895 kg	1	1000001893
Press jaw standard >B< MaxiPro	7/8″	2.000 kg	1	1000001894
Press jaw standard >B< MaxiPro	1″	1.930 kg	1	1000001895
Press jaw standard >B< MaxiPro	1.1/8″	1.930 kg	1	1000001896
Press jaw standard set >B< MaxiPro	1/4–5/8″	6.000 kg	1	1000003581
Press jaw standard set >B< MaxiPro	1/4–1.1/8″	18.100 kg	1	1000002207

Press rings >B< MaxiPro

For ROMAX COMPACT III / ROMAX COMPACT TT / ROMAX 4000 / ROMAX 3000 AC / ROMAX AC ECO

Suitable for use in pipe systems for refrigeration systems and heat pumps from -40 °C to +140 °C at a maximum operating pressure of 48 bar.

Actuator jaws are not included in the sets!

Model	Press ring Ø	Weight	PU	No.
Press ring >B< MaxiPro	1/4″	0.200 kg	1	1000003610
Press ring >B< MaxiPro	3/8″	0.200 kg	1	1000003611
Press ring >B< MaxiPro	1/2″	0.200 kg	1	1000003612
Press ring >B< MaxiPro	5/8″	0.250 kg	1	1000003613
Press ring >B< MaxiPro	3/4″	0.280 kg	1	1000003614
Press ring >B< MaxiPro	7/8″	0.310 kg	1	1000003615
Press ring >B< MaxiPro	1″	0.400 kg	1	1000003616
Press ring >B< MaxiPro	1.1/8″	0.380 kg	1	1000003617
Press ring set Small	1/4–5/8″	3.200 kg	1	1000003641
Press ring set Large	1/4–1.1/8″	3.600 kg	1	1000003703
Actuator jaw R Standard		2.360 kg	1	1000003589
Actuator jaw R Compact		1.370 kg	1	1000003590

Conex Bänninger® and >B< MaxiPro® are registered trademarks of Conex IPR Limited.

Press jaw sets >B< MaxiPro

An innovative press system suitable for air-conditioning and refrigeration applications consisting of Conex Bänninger® >B< MaxiPro® fittings, suitable press jaws and press machines from ROTHENBERGER.

Tight connections up to 48 bar

- The O-ring is resistant against several oils including ester oil.
- The 3-point press, one on each side of the bead and one press compressing the O-ring, provides a permanent and secure joint.

The advantages

- Only 3 seconds per joint completion
- Saves approx. 3 minutes per connection
- Flame-free joint, no hot work permit needed
- No need for nitrogen purge

Made-to-last through laser hardening

The press jaws are partially laser-hardened. This makes them particularly durable in those places that take the most pressure. Laser hardening increases the jaws' durability considerably.

Press jaw for ROMAX Compact III No. 1000001751

Press jaw for ROMAX 4000, ROMAX 3000 AC and ROMAX AC ECO No. 1000001891

Press ring set >B< MaxiPro No. 1000003641

Technical Data

Application	Air-conditioning and refrigeration
Connections	Copper to copper
Dimensions	1/4″, 3/8″, 1/2″, 5/8″, 3/4″, 7/8″, 1″, 1.1/8″
O-Ring	HNBR
Max. operating pressure	48 bar / 4,800 kPa / 700 psig
Leak tightness	He ≤ 7,5 × 10–7 Pa.m3/s at +20 °C, 10 bar
Vacuum	200 microns
Operating temperature	-40 °C up to 140 °C
UL listing continues operating temperature	121 °C
Compatible refrigerants	R32, R134a, R404A, R407C, R407F, R410A, R507, R1234ze, R1234yf, R718, R450A, R513A, R448A, R449A, R407A, R427A, R438A, R417A and R422D

3-point press technology

Three press points: one on each side of the bead and one compressing the O-ring for a permanent and secure joint

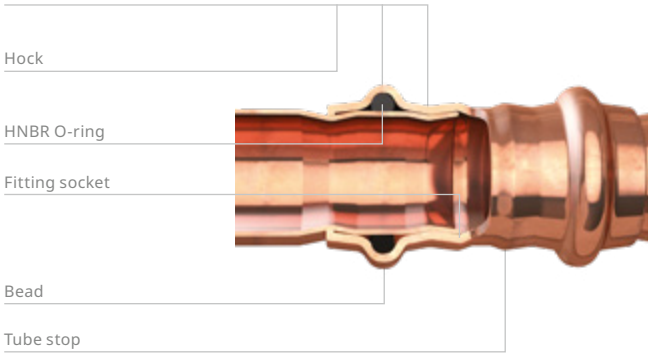

Set (No. 1000004286) includes: ROMAX Compact III press machine, 1 × RO BP18/2, 2.0 Ah 18 V (No. 1000001652), RO BC14/36 charger, 230 V (No. 1000001654), 8 × press jaws (No. see below), TUBE CUTTER 35 (No. 70027), internal and external deburrer (No. 1500000237), UNIGRAT pencil deburrer (No. 21660), ROVLIES cleaning pads (No. 45268), depth gauge (No. 1000002400), 2 × ROCASE 4414 case system

Model	Press jaws Ø	Weight	PU	AMPShare-No.	CAS-No.
Press jaw set compact >B< MaxiPro	1/4–5/8″	6.000 kg	1		1000003580
Press jaw set compact >B< MaxiPro	1/4–1.1/8″	14.000 kg	1		1000001989
Press jaw set standard >B< MaxiPro	1/4–5/8″	6.000 kg	1		1000003581
Press jaw set standard >B< MaxiPro	1/4–1.1/8″	18.100 kg	1		1000002207
ROMAX Compact III press jaw set >B< MaxiPro incl. 1 × 2.0 Ah battery	1/4–1.1/8″	17.750 kg	1	1000004287	1000004286
ROMAX Compact III press jaw set >B< MaxiPro incl. 1 × 2.0 Ah battery, UK	1/4–1.1/8″	17.750 kg	1	1000004289	1000004288
ROMAX 4000 press jaw set >B< MaxiPro incl. 1 × 4.0 Ah battery	1/4–1.1/8″	24.300 kg	1	1000004175	1000002945
ROMAX 4000 press jaw set >B< MaxiPro incl. 1 × 4.0 Ah battery, UK	1/4–1.1/8″	24.300 kg	1		1000002946

Conex Bänninger® and >B< MaxiPro® are registered trademarks of Conex IPR Limited.

How to install the Conex Bänninger® >B< MaxiPro® system?

Conex Bänninger® >B< MaxiPro® benefits from a 3-point radial press—three press points, one on each side of the bead and one press compressing the O-ring. This provides a permanent and secure joint. As the connection is a mechanical joint, there is no need for nitrogen purge during the joining process.

1. Cut the tube to length.

2. Deburr and remove all external sharp edges.

3. Use a pencil deburrer on internal edges.

4. Clean the tube end with a circular movement, avoiding grooves that run parallel to the tube.

5. Check for defects.

6. Ensure the O-ring is seated.

7. Mark insertion depth using depth gauge and insert tube fully into the fitting.

8. Align jaws squarely on the fitting and complete the joint.

9. Mark the completed joint.

Please note: To ensure a safe and tight connection please follow the detailed Conex Bänninger® >B< MaxiPro® installation process.
For more information, please visit the Conex Bänninger® website: conexbanninger.com



Accessories	Weight	PU	No.
TUBE CUTTER 35, 6–35 mm (1/4–1.1/2″), DURAMAG	0.255 kg	1	70027
Internal and external deburrer, 6–35 mm (1/4–1.3/8″)	0.100 kg	1	1500000237
UNIGRAT with HSS deburring blade	0.030 kg	10	21660
ROVLIES, 10 pcs.	0.080 kg	1	45268
Conex Bänninger® >B< MaxiPro® depth gauge	0.050 kg	1	1000002400

Batteries and charger

AMPShare	Weight	PU	No.
RO BP18/2, 2.0 Ah 18 V	0.400 kg	1	1000003859
RO BP18/4, 4.0 Ah 18 V	0.600 kg	1	1000003860
RO BP18/4, 4.0 Ah 18 V, ProCORE	0.520 kg	1	1000003863
RO BP18/8, 8.0 Ah 18 V, ProCORE	0.960 kg	1	1000003864
RO BC18 charger, 230 V	0.550 kg	1	1000003858

CAS	Weight	PU	No.
RO BP18/2, 2.0 Ah 18 V	0.420 kg	1	1000001652
RO BP18/4, 4.0 Ah 18 V	0.575 kg	1	1000001653
RO BP18/4, 4.0 Ah 18 V, Li-HD	0.515 kg	1	1000002548
RO BP18/8, 8.0 Ah 18 V, Li-HD	0.915 kg	1	1000002549
RO BC14/36 charger, 230 V	0.580 kg	1	1000001654

Conex Bänninger® and >B< MaxiPro® are registered trademarks of Conex IPR Limited.

ROLOCK expander power torque

For expanding, reducing and calibrating soft and semi-hard pipes Ø 8–42 mm (5/16–1.3/4″) as well as producing tapers

For efficient, fitting-free installation of pipes in sanitary heating, gas, refrigeration and air-conditioning systems

Suitable for pipes made of:
Copper (soft and semi-hard):
Ø 8–42 mm, 5/16–1.3/4″, max. wall thickness 1.6 mm
Aluminium (soft):
Ø 8–28 mm, 5/16–1.1/8″, max. wall thickness 1.6 mm
Precision steel (soft):
Ø 8–28 mm, 5/16–1.1/8″, max. wall thickness 1.6 mm
Stainless steel (soft):
Ø 8–22 mm, 5/16–7/8″, max. wall thickness 1.0 mm



EPT-Technology (Enclosed Power Transmission)
of the expander head offers the following technical benefits:

Concealed bent lever:
Protection against dirt and external mechanical damage

Energy efficient through optimised force transmission:
Ergonomic, highly optimised force flow in relation to the hand force of the user, therefore reducing effort

Application Benefits

- Eliminates the cost of purchase and storage of fittings
- Converts deformed pipes into fittings, saves resources
- 50 % reduction of labour, soldering materials, joints and energy
- Reliable pipe connection according to DVGW standards
- Tough, light and wear-resistant
- Toolless fine adjustment of the capillary gap
- EPT-Technology—concealed bent lever

TiN Coating (Titannitrid-coating)
of the expander head offers the following technical benefits:

High durability 2,300 HV: Protection against abrasive wear
Lower friction value compared to steel: Less effort
Good chemical resistance: Good protection against corrosion
Universal wear resistance: Long-lasting

Made in Germany
The know-how from the pioneer of expanding technology and the leading manufacturer of expanding tools for over 50 years!

Model	Weight	PU	No.
ROLOCK Expander Power Torque 8–42 mm (5/16–1.3/4″)	1.000 kg	1	12400

ROLOCK expander power torque sets

For efficient, fitting-free installation of pipes

Model	Weight	PU	No.
10–12–14–16–18–22 mm	3.600 kg	1	12511
10–12–16–22–28 mm	3.280 kg	1	12505
10–12–15–16–18–22–28 mm	3.570 kg	1	12537
12–14–16–18–22 mm	3.300 kg	1	12509
12–15–18–22 mm	2.930 kg	1	12500
12–15–18–22–28 mm	3.385 kg	1	12503
12–16–18–22–28 mm	3.240 kg	1	12522
12–14–16–18–22–28–32 mm	3.700 kg	1	12538

Model	Weight	PU	No.
12–15–18–22–28–35–42 mm	4.200 kg	1	12526
3/8–1/2–5/8–3/4–1″	3.325 kg	1	12517
3/8–1/2–5/8–3/4–7/8–1.1/8″	3.600 kg	1	12518
3/8–1/2–5/8–3/4–7/8–1–1.1/8″	3.700 kg	1	12536
3/8–1/2–5/8–3/4–7/8–1.1/8–1.3/8″	4.500 kg	1	12541
1/2–5/8–3/4–7/8″	2.900 kg	1	12521
1/2–3/4–1″	2.900 kg	1	12535
1/2–5/8–7/8–1.1/8″	3.000 kg	1	12524

Expander head ROLOCK

For producing standard precision flares Ø 8–42 mm (5/16–1.3/4″) according to DVGW standards as well as the specifications for the Gas de France

For expanding copper, stainless steel and aluminum pipes in sanitary/heating and refrigeration/air-conditioning technology

Application Benefits

- 50 % reduction in labour, soldering materials and soldered joints
- Depth of the flare is consistent with DVGW standards
- Compulsory guidance guarantees a perfect centred position and uniform capillary gap
- Robust and long lasting with the hardened segments

Made in Germany

The know-how from the pioneer of expanding technology and the leading manufacturer of expanding tools for over 50 years!

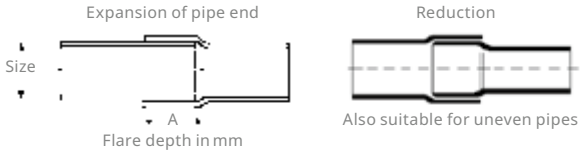

Specially hardened segments

Robust and long lasting

Step at the end of the segments

Enables recalibration of irregular pipes and fittings

6 rivets and guide channels

Compulsory guidance guarantees a perfect centred position and uniform capillary gap

Extra long segments

Depth of the flare is consistent with DVGW standards

Ø	max. wall thickness mm				A-size		
mm	Cu	Al	Fe	INOX	mm	Weight	No.
8	1.0	1.0	1.0	1.0	6.0	0.120 kg	12408
10	1.0	1.0	1.0	1.0	10.0	0.120 kg	12410
12	1.2	1.2	1.2	1.0	12.6	0.120 kg	12412
14	1.2	1.2	1.2	1.0	12.6	0.120 kg	12414
15	1.2	1.2	1.2	1.0	15.5	0.120 kg	12415
16	1.2	1.2	1.2	1.0	15.5	0.120 kg	12416
18	1.2	1.2	1.2	1.0	17.5	0.120 kg	12418
20	1.2	1.2	1.2	1.0	17.5	0.140 kg	12420
22	1.2	1.5	1.5	1.0	20.5	0.140 kg	12422
28	1.5	1.5	1.5		18.5	0.390 kg	12428
32	1.5				19.5	0.410 kg	12432
35	1.6				19.5	0.430 kg	12435
38	1.6				19.5	0.450 kg	12438
40	1.5				19.5	0.470 kg	12440
42	1.5				19.5	0.470 kg	12442

Ø	max. wall thickness mm				A-size		
Inch	Cu	Al	Fe	INOX	mm	Weight	No.
5/16″	1.0	1.0	1.0	1.0	6.0	0.120 kg	12408
3/8″	1.0	1.0	1.0	1.0	7.4	0.120 kg	12452
1/2″	1.2	1.2	1.2	1.0	11.0	0.120 kg	12453
5/8″	1.2	1.2	1.2	1.0	14.0	0.120 kg	12454
3/4″	1.2	1.2	1.2	1.0	18.1	0.120 kg	12455
7/8″	1.2	1.2	1.2	1.0	18.0	0.140 kg	12456
1″	1.5	1.5	1.5		15.8	0.150 kg	12457
1.1/8″	1.6	1.6	1.6		17.0	0.390 kg	12458
1.1/4″	1.6				17.0	0.410 kg	12459
1.3/8″	1.6				17.0	0.430 kg	12435
1.1/2″	1.6				17.0	0.450 kg	12438
1.5/8″	1.6				17.5	0.470 kg	12462
1.3/4″	1.6				17.5	0.500 kg	12463

Availability, delivery time and price of custom products for other pipe diameters available upon request.

Expander head standard

For producing standard precision flares Ø 8–42 mm (5/16–1.3/4″) according to DVGW standards as well as the specifications for the Gas de France

For expanding copper, stainless steel and aluminum pipes in sanitary/heating and refrigeration/air-conditioning technology

Application Benefits

- 50 % reduction in labour, soldering materials and soldered joints
- Depth of the flare is consistent with DVGW standards
- Compulsory guidance guarantees a perfect centred position and uniform capillary gap
- Robust and long lasting with the hardened segments

Made in Germany
The know-how from the pioneer of expanding technology and the leading manufacturer of expanding tools for over 50 years!

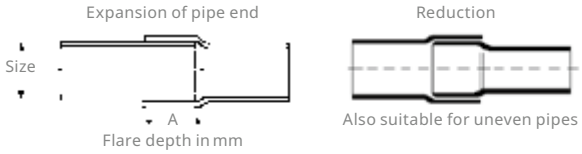

Ø	max. wall thickness mm				A-size		
mm	Cu	Al	Fe	INOX	mm	Weight	No.
8	1.0	1.0	1.0	1.0	6.0	0.120 kg	11008
10	1.0	1.0	1.0	1.0	10.0	0.120 kg	11010
12	1.2	1.2	1.2	1.0	12.6	0.120 kg	11012
14	1.2	1.2	1.2	1.0	12.6	0.120 kg	11014
15	1.2	1.2	1.2	1.0	15.5	0.120 kg	11015
16	1.2	1.2	1.2	1.0	15.5	0.120 kg	11016
18	1.2	1.2	1.2	1.0	17.5	0.120 kg	11018
20	1.2	1.2	1.2	1.0	17.5	0.140 kg	11020
22	1.2	1.5	1.5	1.0	20.5	0.140 kg	11022
28	1.5	1.5	1.5		18.5	0.390 kg	11028
32	1.5				19.5	0.410 kg	11032
35	1.6				19.5	0.430 kg	11035
38	1.6				19.5	0.450 kg	11038
40	1.5				19.5	0.470 kg	11040
42	1.5				19.5	0.470 kg	11042

Ø	max. wall thickness mm				A-size		
Inch	Cu	Al	Fe	INOX	mm	Weight	No.
5/16″	1.0	1.0	1.0	1.0	6.0	0.120 kg	11008
3/8″	1.0	1.0	1.0	1.0	7.4	0.120 kg	11052
1/2″	1.2	1.2	1.2	1.0	11.0	0.120 kg	11053
5/8″	1.2	1.2	1.2	1.0	14.0	0.120 kg	11054
3/4″	1.2	1.2	1.2	1.0	18.1	0.120 kg	11055
7/8″	1.2	1.2	1.2	1.0	18.0	0.140 kg	11056
1″	1.5	1.5	1.5		15.8	0.150 kg	11057
1.1/8″	1.6	1.6	1.6		17.0	0.390 kg	11058
1.1/4″	1.6				17.0	0.410 kg	11059
1.3/8″	1.6				17.0	0.430 kg	11035
1.1/2″	1.6				17.0	0.450 kg	11038
1.5/8″	1.6				17.5	0.470 kg	11062
1.3/4″	1.6				17.5	0.500 kg	11063

Availability, delivery time and price of custom products for other pipe diameters available upon request.

ROLOCK COMBI KIT expander / extractor

Practical, compact and cost-saving set combinations with ROLOCK expander power torque and tee-extractors. For all common pipe dimensions Ø 12–28 mm (1/2–1.1/8″)

Suitable for pipes made of:
Copper, aluminium and steel (soft):
Ø 12–28 mm, 1/2–1.1/8″

Made in Germany

The know-how from the pioneer of expanding technology and the leading manufacturer of expanding tools for over 50 years!

Application Benefits

- Increases safety by reducing the number of connections
- Suitable for making branches even in confined spaces through the compact design
- Toolless fine adjustment of the capillary gap
- Reduces effort required and increases work space
- Up to 67% reduction of soldering materials and soldered joints
- Accurate drilling
- Saves resources by converting scrap pipes into fittings
- Reliable pipe connections to DVGW standards



No. 21583 / No. 21575

No. 22080

Fig. similiar

Sets include: ROLOCK expander power torque (No. 12400), ROLOCK expander heads, tee-extractor, special ratchet (No. 27180), adaptor (No. 1500002894), UNIDRILL Automatic 28 (No. 21583), extractor cam pincer (No. 22080), carrying case

Model	Weight	PU	No.
1/2–3/4–1″	2.500 kg	1	12605
1/2–5/8–7/8–1.1/8″	2.800 kg	1	12604
12–14–16–18 mm	2.600 kg	1	12602
12–15–18–22 mm	4.400 kg	1	12601

Extractor set

For efficient production of T-branches (extractions) for fitting-free pipe installations, Ø 10–42 mm (3/8–2.1/8″)

Suitable for pipes made of:
Copper (soft, semi-hard, hard):
Ø 10–42 mm, 3/8–2.1/8″, max. wall thickness 2.5 mm
Aluminium:
Ø 10–42 mm, 3/8–2.1/8″, max. wall thickness 2.5 mm
Precision steel:
Ø 10–42 mm, 3/8–2.1/8″, max. wall thickness 2.5 mm

Made in Germany
The know-how from the pioneer of expanding technology and the leading manufacturer of expanding tools for over 50 years!

Application Benefits

- Eliminates the cost for T-pcs., purchase and storage of fittings
- Extractions even on installed pipes possible
- Accurate drilling
- Optimal positioning with the cam pincher depth adjustment



Scale and cam depth adjustment

Extractor cam pincer
Limits insertion depth for Ø 13–38 mm (1/2–1.1/2″)

No. 22080

Optimum capillary gap
Professional extractions

Limits the insertion depth
Optimal positioning

No pipe removal
Extractions even on installed pipes possible

UNIDRILL Automatic 28 / 42
Accurate drilling

No. 21583 / No. 21575

Fig. similar

Sets include: tee-extractor according to chart, special ratchet (No. 27180), adaptor (No. 1500002894), cam pincer (No. 22080) and special conical drill, UNIDRILL Automatic 42 (No. 21575), carrying case

Model	Weight	PU	No.
1/2–3/4–1″	3.300 kg	1	22135
1/2–5/8–3/4–7/8″	3.480 kg	1	22121
1/2–5/8–7/8–1.1/8″	3.700 kg	1	22124
10–12–14–16–18–22 mm	3.780 kg	1	22111
12–14–16–18–22 mm	3.600 kg	1	22109
12–15–18–22 mm	3.400 kg	1	22100
12–15–18–22–28 mm	3.900 kg	1	22103
12–15–18–22–28–35–42 mm	5.500 kg	1	22126
15–22–28 mm	3.600 kg	1	22127

Extractor

Suitable for producing extractions on copper pipes with Ø 10–54 mm (3/8–2.1/8″)

Application Benefits

- Uniform and material friendly extractions without scratches and burrs
- Burr-free operation due to specially polished extractor hooks
- Easy insertion into the drilled hole with the special hook design
- Secure support and positioning for precise 90° branches

Double V-block

Accurate and firm positioning for exact 90° branches

Specially polished, forged and tempered extractor hooks

Burr-free operation

Special hook design

Easy insertion into the drilled hole

Ratchet adaptor (No. F80053 and F80054) with No. 22050 / 22054 included in scope of delivery (square, 3/4″)

Model	Weight	PU	No.
Extractor 10 mm	0.130 kg	1	22010
Extractor 12 mm	0.150 kg	1	22012
Extractor 14 mm	0.160 kg	1	22014
Extractor 15 mm	0.160 kg	1	22015
Extractor 16 mm (5/8″)	0.220 kg	1	22016
Extractor 18 mm	0.220 kg	1	22018
Extractor 22 mm	0.350 kg	1	22022
Extractor 28 mm	0.470 kg	1	22028
Extractor 35 mm (1.3/8″)	0.700 kg	1	22035
Extractor 38 mm (1.1/2″)	0.700 kg	1	22038
Extractor 42 mm	0.890 kg	1	22042

Model	Weight	PU	No.
Extractor 54 mm (2.1/8″)	1.380 kg	1	22054
Extractor 3/8″	0.110 kg	1	22060
Extractor 1/2″	0.140 kg	1	22061
Extractor 3/4″	0.220 kg	1	22062
Extractor 7/8″	0.350 kg	1	22063
Extractor 1″	0.470 kg	1	22064
Extractor 1.1/8″	0.480 kg	1	22065
Extractor 1.1/4″	0.700 kg	1	22066
Extractor 1.5/8″	0.900 kg	1	22068
Extractor 2″	1.380 kg	1	22050

4

Spare extractor hook

Hooks, specially polished, tempered from Ø 10–54 mm (3/8–2.1/8″)

Model	Weight	PU	No.
Spare extractor hook 14 mm	0.090 kg	1	22214
Spare extractor hook 42 mm	0.320 kg	1	22242
Spare extractor hook 54 mm (2.1/8″)	0.560 kg	1	22254
Spare extractor hook 3/4″	0.140 kg	1	22263
Spare extractor hook 3/8″	0.060 kg	1	22260
Spare extractor hook 7/8″	0.200 kg	1	22264

Model	Weight	PU	No.
Spare extractor hook 1″	0.210 kg	1	22265
Spare extractor hook 1.1/8″	0.220 kg	1	22266
Spare extractor hook 1.1/4″	0.270 kg	1	22267
Spare extractor hook 1.5/8″	0.320 kg	1	22270
Spare extractor hook 2″	0.520 kg	1	22246

Precise drilling of the pipe without a centre punch—drill stop prevents perforation of the pipe

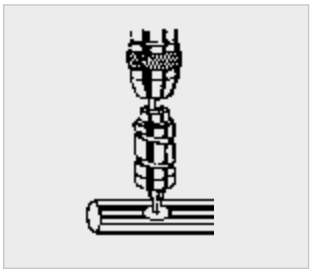

Insert extractor hook into the drilled hole and screw the bell firmly against the drill hole

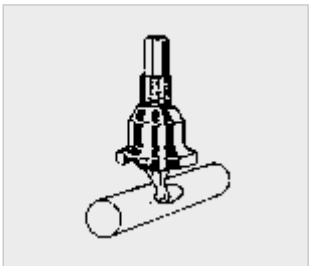

Using the ratchet, turn the extractor to the left, while paying attention that the V-block is seated securely

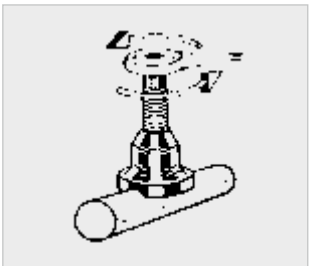

After extraction, set correct insertion depth (dependant on pipe Ø) with cam pincer

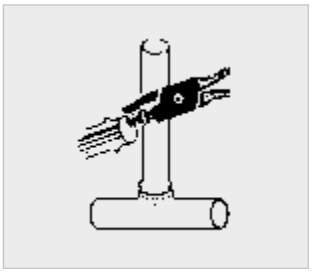

Simply calibrate the tee Ø on the UNIDRILL Automatic and the drilled hole Ø will automatically correspond to the extractor hook required.

Extractor ratchet

In combination with the neckers for an even and material-friendly necking of pipes and suitable for right- and left-handers.

Application Benefits

- Made of chrome vanadium steel
- Fine toothed, reversible right/left

No. 27180
Fig. similiar



No. 27181

Model	Weight	PU	No.
Extractor ratchet 10–42 mm (3/8–1.3/4″)	0.435 kg	1	27180
Extractor ratchet 50–54 mm, (2–2.1/8″)	1.140 kg	1	27181

Extractor cam pincer

For marking and limiting the insertion depth on the tube for Ø 13–38 mm (1/2–1.1/2″)

Application Benefits

- Marking point ensures exact insertion depth and prevents poking through
- Cam depth adjustment wheel with scale

Scale and cam depth adjustment

Extractor cam pincer

Limits insertion depth for Ø 13–38 mm (1/2–1.1/2″)

Model	Weight	PU	No.
Extractor cam pincer 13–38 mm (1/2–1.1/2″)	0.150 kg	1	22080

TUBE BENDER

Manual bending device for bending tubes in dimensions 5–12 mm (1/4–1/2″)

Suitable for pipes made of:
Copper (soft) and aluminium: Ø 5–12 mm, 1/4–1/2″
Precision steel (soft): Ø 5–12 mm, 1/4–1/2″

Application Benefits

- Dimensionally accurate bending even in constrained positions
- Production of overbends, counterbends, floor bends and connecting bends possible in all planes
- Simple and fast change of the bending segment
- Quick release and reset of the bending segment
- One-handed operation due to ergonomic design
- Fast and precise bending

5

Model	Weight	PU	No.
TUBE BENDER set 5–6–8–10 mm	2.840 kg	1	24131
TUBE BENDER set 6–8–10–12 mm	3.030 kg	1	24132
TUBE BENDER set 8–10–12 mm	2.820 kg	1	24133
TUBE BENDER set 1/4–5/16–3/8–1/2″	2.920 kg	1	24134
TUBE BENDER bare tool without bending segments	0.360 kg	1	766004016
Side shape for TUBE BENDER MAXI 1 piece	0.050 kg	1	24048
Counter-holding plate without side shapes	0.140 kg	1	24049

TUBE BENDER bending segment

Model	Weight	PU	No.
Bending segment for TUBE BENDER 5 mm (3/16″)	0.190 kg	1	24001
Bending segment for TUBE BENDER 6 mm (1/4″)	0.210 kg	1	R2403200
Bending segment for TUBE BENDER 8 mm (5/16″)	0.250 kg	1	R2403300
Bending segment for TUBE BENDER 9 mm	0.360 kg	1	R2403400
Bending segment for TUBE BENDER 10 mm	0.390 kg	1	R2403500
Bending segment for TUBE BENDER 12 mm	0.390 kg	1	24007
Bending segment for TUBE BENDER 3/8″	0.270 kg	1	24006
Bending segment for TUBE BENDER 1/2″	0.390 kg	1	24008

TUBE BENDER MAXI

For accurate one-handed bending up to 90°, Ø 12–26 mm (3/8–7/8″)

For the bending of pipes made of soft copper and aluminium, coated copper and precision steel pipes as well as multilayered composite pipes. Suitable for pipe made of:

Copper (soft) and aluminium: Ø 10–22 mm, 3/8–7/8″
Copper (coated): Ø 10–18 mm, 3/8–5/8″
Precision steel (soft): Ø 10–22 mm, 3/8–7/8″
MLP (Multilayer): Ø 14–26 mm, 5/8–7/8″

Application Benefits

- Eliminates the cost for bending formers, storage and purchase
- Quick release and reset of the bending segments
- Bending segments are easily exchanged
- Optimum bending results



Model	Weight	PU	No.
TUBE BENDER MAXI set 12–15–18–22 mm	3.500 kg	1	023020X
TUBE BENDER MAXI set 12–14–16–18–22 mm	3.500 kg	1	023021X
TUBE BENDER MAXI set 3/8–1/2–5/8–3/4–7/8″	3.300 kg	1	023022X
TUBE BENDER MAXI set MLP 14–16–18–20–25 mm	3.300 kg	1	023090X
TUBE BENDER MAXI set MLP 14–16–18–20–26 mm	3.300 kg	1	023091X
TUBE BENDER MAXI bare tool without bracket	1.000 kg	1	766100016
Side shape set for TUBE BENDER MAXI MLP R / L, 14–25 mm	0.500 kg	1	23008
Side shape set for TUBE BENDER MAXI R / L, 12–22 mm (1/2–7/8″)	0.100 kg	1	23047

TUBE BENDER Maxi bending segment

Model	Weight	PU	No.
Bending segment 10 mm	0.080 kg	1	23001
Bending segment 12 mm	0.080 kg	1	23002
Bending segment 14 mm	0.080 kg	1	23003
Bending segment 15 mm	0.090 kg	1	23004
Bending segment 16 mm	0.100 kg	1	23005
Bending segment 18 mm	0.140 kg	1	23006

Model	Weight	PU	No.
Bending segment 20 mm	0.150 kg	1	23052
Bending segment 22 mm	0.170 kg	1	23007
Bending segment 3/8″	0.070 kg	1	23010
Bending segment 1/2″	0.080 kg	1	23011
Bending segment 5/8″	0.100 kg	1	23012
Bending segment 3/4″	0.120 kg	1	23013

PRO BENDER

For Bending of pipes out of copper, stainless steel and carbon steel in the sizes Ø 10 and 16 mm (3/8–3/4″)

Suitable for bending copper, stainless steel and carbon steel pipes with Ø 10 and 16 mm (3/8–3/4″)

Application Benefits

- Bending of pipes out of copper, stainless steel and carbon steel possible
- Long lasting due to forged cast iron body
- Comfortable working due to long levers and rubber handles
- Clamping surface for working with a vice

Model	Weight	PU	No.
PRO BENDER 10 mm (3/8″)	2.200 kg	1	1000001431
PRO BENDER 1/2″	2.100 kg	1	767050016
PRO BENDER 16 mm (5/8″)	4.000 kg	1	1000000445
PRO BENDER 3/4″	3.900 kg	1	767750016

MULTIBEND

For accurate bending up to 180° of pipes made of soft copper, aluminium and precision steel Ø 10–18 mm (1/4–5/8″)

Application Benefits

- Bending radius display of 0–180° for accurate bending
- Clamp mechanism for better pipe hold allows the bending of shorter pipe pieces
- Light construction allows for fatigue-free hand operation

Knee bending possible

Practice bending

Measurement scale

Accurate bending possible

Model	Weight	PU	No.
MULTIBEND 180°, 10 mm	0.370 kg	1	25401
MULTIBEND 180°, 12 mm	0.640 kg	1	25402
MULTIBEND 180°, 14 mm	0.980 kg	1	25403
MULTIBEND 180°, 15 mm	1.450 kg	1	25404
MULTIBEND 180°, 16 mm (5/8″)	1.460 kg	1	25405
MULTIBEND 180°, 18 mm	2.000 kg	1	25406

MINIBEND

For accurate two handed bending up to 180° of pipes made of soft copper, brass, aluminium and precision steel Ø 6–10 mm (1/4–3/8″)

Application Benefits

- Suitable for use in refrigeration and air-conditioning, oil supply, automotive, hydraulic and pneumatic industries

Method L

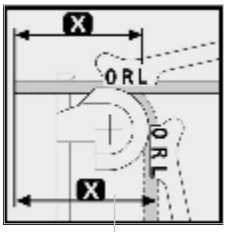

Method R

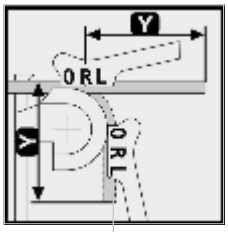

Accurate bending

Minimum size chard and bending radius display on measurement scale

Model	Weight	PU	No.
MINIBEND 1/4–5/16–3/8″	0.420 kg	1	25151
MINIBEND 6–8–10 mm	0.420 kg	1	25150

Copper external bending springs

For free-handed bending of soft copper pipes Ø 8–16 mm (1/4–5/8″)

Application Benefits

- Coiled cone for ideal handling even with longer pipes
- Tough and long lasting with the cadmium-plated spring steel
- Optimal spring form prevents buckling in bending radius area



Model	Weight	PU	No.
8 mm	0.070 kg	1	25181
10 mm	0.080 kg	1	25182
12 mm	0.160 kg	1	25183
15 mm	0.220 kg	1	25185

Model	Weight	PU	No.
16 mm	0.230 kg	1	25186
5/16″	0.070 kg	1	25181
1/2″	0.130 kg	1	25190
5/8″	0.220 kg	1	25186

ROBEND H+W PLUS bender

For accurate cold bending up to 180°, Ø 8–22 mm (5/16–7/8″)

For accurate bending up to 180° on pipes made of:

Copper (soft, semi-hard, hard thin-walled):
Ø 8–22 mm (5/16–7/8″)

Copper (coated, also thin-walled):
Ø 10–18 mm (3/8–5/8″)

Aluminium and brass:
Ø 8–22 mm (5/16–7/8″)

Precision steel (also coated):
Ø 10–22 mm (3/8–5/8″)

Seamless stainless steel:
Ø 8–22 mm (5/16–7/8″)

Application Benefits

- Exact bending to the mm on continuous pipe
- Retains shape and remains stable
- Two-handed bending possible with the additional handle up to Ø 18 mm (5/8″)
- Eliminates the costs of purchase and storage of bending formers
- Easy bending through clamping on a vice
- Exact bending with the minimum size chart and bending radius display

ROLUB-Anti-Block-System

Less effort due to lower friction and optimum distribution of the bending spray

ROLUB-Anti-Block-System!

Optimum combination of ROLUB guide shoe and the bending former

Perfect bending results without friction marks

Made from high- quality forged aluminium

Retains shape and remains stable

Minimum size chard and bending radius display

Accurate bending

Thread for the attachment of the additional lever (accessories)

Free-hand bending possible

Bending formers with base plate

Easy bending through clamping on a vice

Model	Weight	PU	No.
ROBEND H+W PLUS with handle bar, 8 mm 5/16″, R 22 mm	0.660 kg	1	24508
ROBEND H+W PLUS with handle bar, 10 mm, R 32 mm	1.180 kg	1	24510
ROBEND H+W PLUS with handle bar, 12 mm, R 38 mm	1.110 kg	1	24512
ROBEND H+W PLUS with handle bar, 14 mm, R 45 mm	1.370 kg	1	24514
ROBEND H+W PLUS with handle bar, 15 mm, R 45 mm	1.375 kg	1	24515
ROBEND H+W PLUS with handle bar, 16 mm 5/8″, R 64 mm	2.620 kg	1	24516
ROBEND H+W PLUS with handle bar, 18 mm, R 64 mm	2.620 kg	1	24518
ROBEND H+W PLUS with handle bar, 22 mm 7/8″, R 81 mm	3.800 kg	1	24522
ROBEND H+W PLUS with handle bar, 3/4″, R 81 mm	3.850 kg	1	24519
ROBEND H+W PLUS with handle bar, 1/2″	1.110 kg	1	24552

ROBEND H+W PLUS bending sets

For accurate cold bending up to 180°, Ø 8–22 mm (5/16–7/8″)

For accurate bending up to 180° on pipes made of:
Copper (soft, semi-hard, hard thin-walled): Ø 8–22 mm (5/16–7/8″)
Copper (coated, also thin-walled): Ø 10–18 mm (3/8–5/8″)
Aluminium and brass: Ø 8–22 mm (5/16–7/8″)
Precision steel (also coated): Ø 10–22 mm (3/8–5/8″)
Seamless stainless steel: Ø 8–22 mm (5/16–7/8″)

Application Benefits

- Accurate bending on continuous pipe
- Form and pressure stable
- Free-hand bending with additional lever up to Ø 18 mm (5/8″) Eliminates costs of bending fittings, procurement and warehousing
- Simple bending by clamping in the vice
- Precision bending with minimum size chart and bending angle display directly on the toolFor accurate cold bending up to 180°, Ø 8–22 mm (5/16–7/8″)

Model	Weight	PU	No.
ROBEND H+W Plus set, 1/2–5/8–7/8″	13.700 kg	1	24504
ROBEND H+W Plus set, 10–12–14–16 mm	16.300 kg	1	24501
ROBEND H+W Plus set, 12–14–16–18 mm	13.600 kg	1	24502
ROBEND H+W Plus set, 12–15–18–22 mm	16.500 kg	1	24500
ROBEND H+W Plus set, 15–18–22 mm	14.900 kg	1	24505

ROLUB Anti-Block special gliding shoe

Especially adapted to the ROBEND H+W PLUS bender the ROLUB guide shoe with two-point lubricating chamber system

For copper pipe DIN EN 1057/12735-1/13348, aluminum / precision steel pipe DIN 2391/93/94, stainless steel pipe and others

Application Benefits

- Original spare part from ROTHENBERGER
- ROLUB technology for a wrinkle-free bending results



Model	Weight	PU	No.
8 mm (5/16″)	0.020 kg	1	25308
10 mm (3/8″)	0.020 kg	1	25310
12 mm	0.030 kg	1	25312
14 mm	0.030 kg	1	25314
15 mm	0.030 kg	1	25315

Model	Weight	PU	No.
16 mm (5/8″)	0.050 kg	1	25316
18 mm	0.050 kg	1	25318
22 mm (7/8″)	0.090 kg	1	25322
1/2″	0.030 kg	1	25313
3/4″	0.090 kg	1	25319

Accessories	No.
Handle bar for ROBEND H+W Plus, 8mm (3/8″)	25075
Handle bar ROBEND H+W Plus, 10–15 mm	25076
Robend H+W Handle (18–22 mm)	25078
Bending spray 150 ml	25120
ROCASE 6414 red without clip for user manual	1300003542

ROBEND 4000 E

Electrical bending machine for bending pipes with Ø 12–35 mm (1/2–1.3/8″)

Universal application in sanitary and heating installations, in pipeline construction, refrigeration and air-conditioning systems as well as industrial systems and batch production. Fewer joints means less potential for leaks. Safety implies less likelihood of injury.

Suitable for pipes made of:

Copper (hard, semi-hard and soft DIN EN 1057, 12735-1, 13348):
Ø 12–35 mm, (1/2–1.3/8″)

Copper and precision steel (coated):
Ø 12–28 mm, (1/2–1.1/8″)

Precision steel (soft DIN 2391 / 2393 / 2394):
Ø 12–28 mm, (1/2–1.1/8″)

Threaded steel (DIN 2440 / 2441):
Ø 1/2″, 3/4″

Seamless stainless steel (GW 541):
Ø 12–28 mm, (1/2–1.1/8″)

Application Benefits

- Quick return on investment through the savings from joints, soldering material and energy
- Universal application: U-bends, counter-bends, swan-neck bends and connecting bends possible at all levels
- Retains shape and remains stable: bending formers made of high-quality forged aluminium
- Top-quality, precise and simple to use
- Bending without deformation or ripples due to less friction

Available in the manufacturer-independent battery systems AMPShare – Powered by Bosch or CAS – CORDLESS ALLIANCE SYSTEM

Automatic shut-off
Fast production of identical bends

Easy pre adjustment
Pre adjustment of the bending angle without any tools

Compact rectangular shape
For working on a work bench

Comfortable carrying handle
For easy carrying of the machine on the job site

Curved ROLUB bending shoe
Bending without deformation or ripples due to low friction

Multiple battery systems
Suitable for AMPShare or CAS battery systems

Seven fold drive
For a strong power transmission even with bigger diameters

Forged aluminium segments
Stable bending segments with bending angle indicator

Lever for forward and fast-backward gear
For faster working

Brushless motor
For wear-free working and a longer life time

RO SERVICE+ only valid in participating countries.

ROBEND 4000 E

Model	Weight	PU	AMPShare-No.	CAS-No.
ROBEND 4000 E set 1 × 4 Ah battery, 1/2–5/8–3/4–7/8–1.1/8″	29.450 kg	1	1000004193	1000003394
ROBEND 4000 E set 1 × 4 Ah battery, 12–14–16–18–22–28 mm	30.150 kg	1	1000004192	1000003393
ROBEND 4000 E bare tool without battery and charger	17.450 kg	1	1000004190	1000003391
ROBEND 4000 E set 1 × 4 Ah battery, 15–18–22–28 mm	29.150 kg	1	1000004191	1000003392

Forged aluminium segments with bending angle scale

Comfortable carry handle

Working with a Tripod

Compact, rectangular shape

ROBEND 4000

Portable, sturdy and powerful. The successor of the proven ROBEND 3000, now with a higher bending capacity. Cold bending up to 180°, Ø 12–35 mm (1/2–1.3/8″)

Universal application in sanitary and heating installations, in pipeline construction, refrigeration and air-conditioning systems as well as industrial systems and batch production. Fewer joints means less potential for leaks. Safety implies less likelihood of injury.

Suitable for pipes made of:

Copper (hard, semi-hard and soft DIN EN 1057, 12735-1, 13348):
Ø 12–35 mm, 1/2–1.3/8″)

Copper and precision steel (coated):
Ø 12–28 mm, (1/2–1.1/8″)

Precision steel (soft DIN 2391 / 2393 / 2394):
Ø 12–28 mm, (1/2–1.1/8″)

Threaded steel (DIN 2440 / 2441):
Ø 1/2″, 3/4″

Seamless stainless steel (GW 541):
Ø 12–28 mm, (1/2–1.1/8″)

Application Benefits

- Quick return on investment through the savings from joints, soldering material and energy
- Universal application: U-bends, counter-bends, swan-neck bends and connecting bends possible at all levels
- Retains shape and remains stable: bending formers made of high-quality forged aluminium
- Top-quality, precise and simple to use
- Bending without deformation or ripples due to less friction
- Motor rating: 1,010 W

Technical Data

Voltage	230 V
Working area diameter	1/2–1.3/8″
Working area diameter	12–35 mm
Output power	1,010 W
Power cable length	300 cm

Forged aluminium former with bending radius scale

Easy to use



Pre adjustment of the bending angle without any tools

Fast and precise bending

ROLUB special guide shoe

Bending without deformation or ripples due to less friction

High-performance 1,010 W motor

Ideal for continuous operation

Bending technology

Simplified work preparation, eliminates costs of purchase and storage of fittings

Automatic switch-off when preset bending angle is obtained

Fast batch production possible

RO SERVICE+ only valid in participating countries.

ROBEND 4000

Model	Weight	PU	No.
ROBEND 4000 bare tool in carrying case without bending segments	14.500 kg	1	1000001559
ROBEND 4000 set 12–14–16–18–22 mm	21.900 kg	1	1000001551
ROBEND 4000 set 12–14–16–18–22–28 mm	24.100 kg	1	1000001552
ROBEND 4000 set 12–15–18–22–28 mm	23.500 kg	1	1000001549
ROBEND 4000 set 15–18–22 mm	24.120 kg	1	1000001554
ROBEND 4000 set 15–18–22–28mm	24.120 kg	1	1000001550
ROBEND 4000 set 15–18–22–28–35 mm	29.000 kg	1	1000001738
ROBEND 4000 set 15–18–22–28–32–35 mm	32.000 kg	1	1000001567
ROBEND 4000 set 15–22–28 mm	21.100 kg	1	1000001545
ROBEND 4000 set 1/2–5/8–3/4–7/8″	19.600 kg	1	1000001553
ROBEND 4000 set 1/2–5/8–3/4–7/8–1.1/8–1.3/8″	29.000 kg	1	1000001565
ROBEND 4000 set 7/8–1.1/8–1.3/8″	22.000 kg	1	1000001566

Bending of pipes made of various materials possible



Seven-fold drive

Comfortable carry handle



ROBEND 4000 with tripod stand

ROBEND 4000 / 4000 E bending sets

For bending pipes Ø 12–35 mm (1/2–1.3/8″)

Fig. ROBEND 4000 / 4000 E bending set with ROLUB special guide shoe

For steel pipe DIN 2440 and DIN 2441 (except 3/4″)

Model	Weight	PU	No.
Bending set for ROBEND 4000 / 4000 E Fe 1/2″	1.420 kg	1	25684
Bending set for ROBEND 4000 / 4000 E Fe 3/4″	2.900 kg	1	25685

For copper pipe DIN EN 1057, 12735-1, precision steel pipe DIN 2391/93/94, stainless steel pipe and others

Model	Weight	PU	No.
Bending set for ROBEND 4000 / 4000 E 12 mm	0.480 kg	1	25612
Bending set for ROBEND 4000 / 4000 E 14 mm	0.480 kg	1	25614
Bending set for ROBEND 4000 / 4000 E 15 mm	0.530 kg	1	25615
Bending set for ROBEND 4000 / 4000 E 16 mm	0.600 kg	1	25616
Bending set for ROBEND 4000 / 4000 E 18 mm	1.170 kg	1	25618
Bending set for ROBEND 4000 / 4000 E 20 mm	1.420 kg	1	25620
Bending set for ROBEND 4000 / 4000 E 22 mm	1.420 kg	1	25622
Bending set for ROBEND 4000 / 4000 E 28 mm	2.900 kg	1	25628
Bending set for ROBEND 4000 / 4000 E 32 mm	3.400 kg	1	1000001561
Bending set for ROBEND 4000 / 4000 E 35 mm	3.600 kg	1	1000001563

For imperial copper pipe DIN EN 1057, 12735-1, precision steel pipe DIN 2391/93/94, stainless steel pipe and others

Model	Weight	PU	No.
Bending set for ROBEND 4000 / 4000 E 1/2″	0.530 kg	1	25652
Bending set for ROBEND 4000 / 4000 E 3/4″	1.420 kg	1	25619
Bending set for ROBEND 4000 / 4000 E 5/8″	0.600 kg	1	762955300
Bending set for ROBEND 4000 / 4000 E 7/8″	1.420 kg	1	762955700
Bending set for ROBEND 4000 / 4000 E 1″	2.900 kg	1	25625
Bending set for ROBEND 4000 / 4000 E 1.1/8″	2.900 kg	1	25626
Bending set for ROBEND 4000 / 4000 E 1.1/4″[1]	3.400 kg	1	1000001561
Bending set for ROBEND 4000 / 4000 E 1.3/8″[1]	3.600 kg	1	1000001563

1) Bending former sets (No. 1000001561 / No. 1000001563) are only compatible with ROBEND 4000 / ROBEND 4000 E. Only matching with optional plastic carrying case (No. 1000001564).

5

Push bending

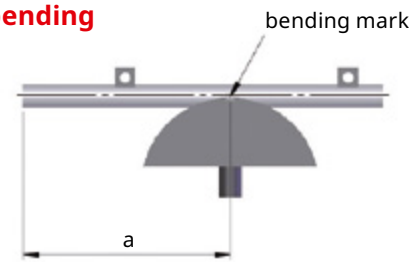

Symbols

L_1 L_2 = Leg length
a = Lay out length
L = Total length of the pipe piece
L_W = Distance / pipe end—wall
A_W = Distance / pipe middle—wall
L_M = Minimum length[2]
L_R = Reserve length[2]

45°-arc

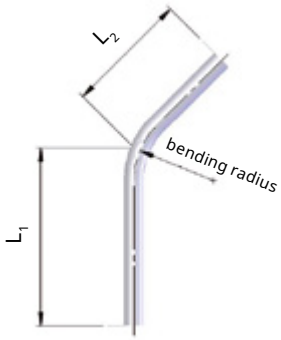

$L = L_1 + L_2$
$a = L_1 + L_R$

90°-arc

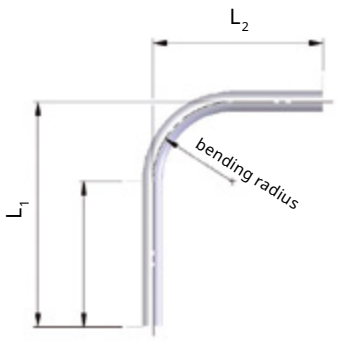

$L = L_1 + L_2 - L_M$
$a = L_1 - L_R$

2) All sizes listed are standards and are dependant on the material and the wall thickness. Bending specific sizes based on the bending radius—tabular value

Calculation examples TUBE BENDER MAXI

Specifications:

Installation in corner areas
L_W = 1,200 mm
A_W = 30 mm
Pipe-Ø 12 mm, 90°-arc

Sought after:

Leg length L_1
Applied size a

Solution:

Summary from the TUBE BENDER MAXI bending table

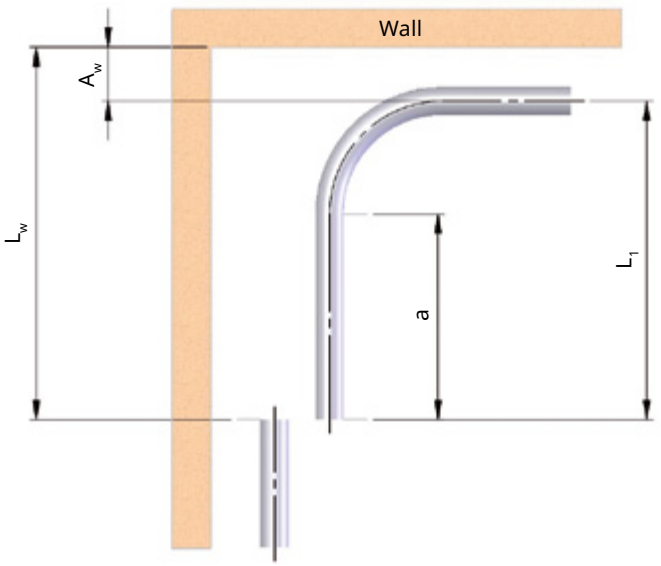

Leg length $L_1 = L_W - A_W = 1{,}200 - 30 = 1{,}170$ mm
Applied size $a = L_1 - L_R = 1{,}170 - 7.5 = 1{,}162.5$ mm; L_R ... Tabular value

TUBE BENDER		at 45°		at 90°		at 180°	
for Ø mm / inch	Bending radius R (mm)	Reserve lenght L_R mm	Minimum lenght L_M mm	Reserve lenght L_R mm	Minimum lenght L_M mm	Reserve lenght L_R mm	Minimum lenght L_M mm
4.75 / 5″	20.0	4.5	1.0	4.5	10.0	—	—
6	23.5	5.0	1.2	5.0	11.5	—	—
8	28.0	7.0	1.4	7.0	14.0	—	—
9	30.0	7.0	1.5	7.0	15.0	—	—
10	34.0	7.5	1.8	7.5	17.5	—	—
12	37.5	8.5	1.9	8.5	19.0	—	—
3/16″	20.0	4.5	1.0	4.5	10.0	—	—
1/4″	23.5	5.0	1.2	5.0	11.5	—	—
5/16″	28.0	7.0	1.4	7.0	14.0	—	—
3/8″	34.0	7.5	1.8	7.5	17.5	—	—
1/2″	37.5	8.5	1.9	8.5	19.0	—	—

TUBE BENDER MAXI		at 45°		at 90°		at 180°
for Ø mm / inch	Bending radius R (mm)	Reserve lenght L_R mm	Minimum lenght L_M mm	Reserve lenght L_R mm	Minimum lenght L_M mm	Reserve lenght L_R mm
12	35.0	0.8	10.0	7.5	35.5	—
14	42.5	0.9	12.5	9.0	42.5	—
15	48.5	1.1	14.0	10.5	48.5	—
16	49.0	1.1	14.5	10.5	49.0	—
18	74.0	1.7	22.0	16.0	74.0	—
22	87.0	1.9	22.5	18.5	87.0	—
3/8″	35.0	0.8	10.0	7.5	35.0	—
1/2″	35.0	0.8	10.0	7.5	35.0	—
5/8″	49.0	1.1	14.5	10.5	49.0	—
3/4″	74.0	1.7	22.0	16.0	74.0	—
7/8″	87.0	1.9	25.5	18.5	87.0	—

TUBE BENDER MAXI CT		at 45°		at 90°		at 180°
Tube Ø Ws mm	Bending radius R (mm)	Reserve lenght L_R mm	Minimum lenght L_M mm	Reserve lenght L_R mm	Minimum lenght L_M mm	Reserve lenght L_R mm
10 × 0.6	42.5	0.8	12.5	9.0	42.5	—
12 × 0.6	49.0	1.1	14.5	10.5	49.0	—
15 × 0.7	74.0	1.7	22.0	16.0	74.0	—
18 × 0.7	87.0	1.9	25.5	18.5	87.0	—

Pull bending

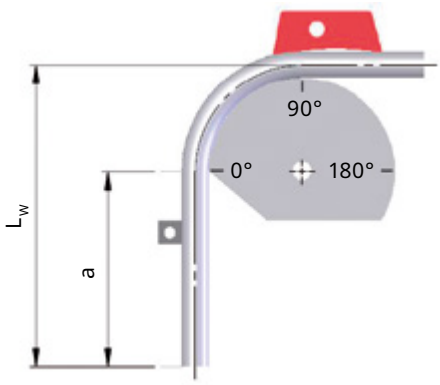

Symbols

L_1 L_2 = Leg length
a = Lay out length
L = Total length of the pipe piece
L_W = Distance / pipe end—wall
A_W = Distance / pipe middle—wall
L_M = Minimum length[1]
L_R = Reserve length[1]

45°-arc

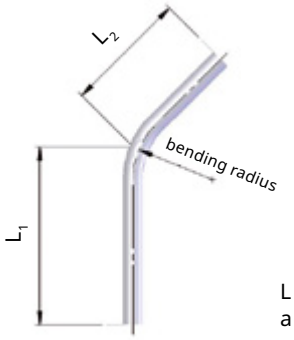

$L = L_1 + L_2$
$a = L_1 + L_R$

90°-arc

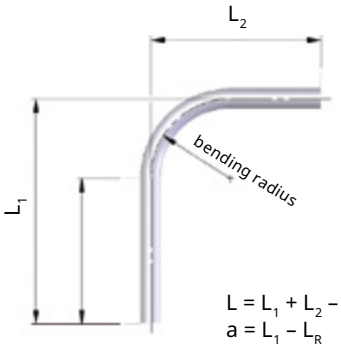

$L = L_1 + L_2 - L_M$
$a = L_1 - L_R$

180°-arc

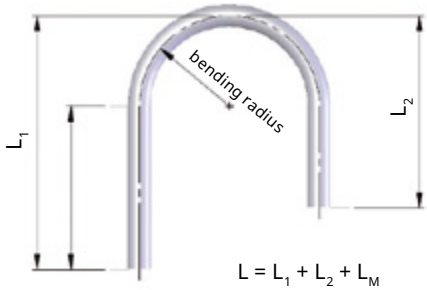

$L = L_1 + L_2 + L_M$
$a = L_1 - L_R$

5

Calculation examples
ROBEND 4000 / ROBEND 4000 E

Specifications:

Installation in corner areas
L_W = 1,200 mm
A_W = 30 mm
Pipe-Ø 12 mm, 90°-arc

Sought after:

Leg length L_1
Applied size a

Solution:

Summary from the ROBEND 4000 / ROBEND 4000 E

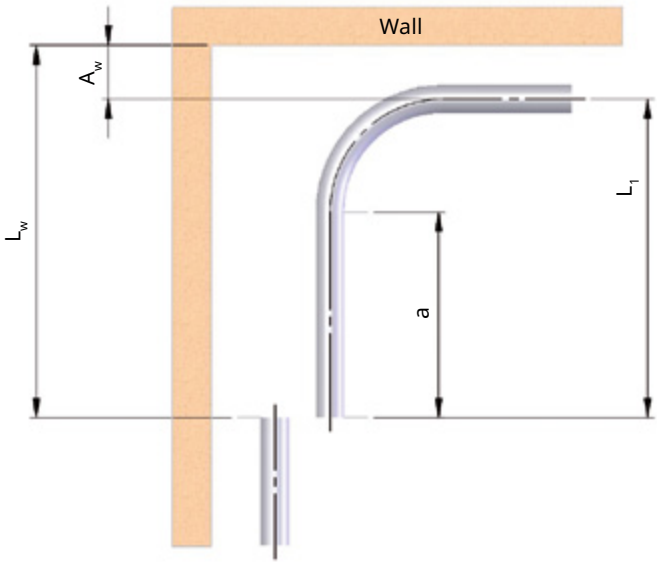

Leg length $L_1 = L_W - A_W = 1{,}200 - 30 = 1{,}170$ mm
Applied size $a = L_1 - L_R = 1{,}170 - 42 = 1{,}128$ mm; L_R ... Tabular value

1) All sizes listed are standards and are dependant on the material and the wall thickness. Bending specific sizes based on the bending radius—tabular value

ROBEND H+W PLUS		at 45°		at 90°		at 180°	
for Ws mm / inch	Bending radius R (mm)	Reserve lenght L_R mm	Minimum lenght L_M mm	Reserve lenght L_R mm	Minimum lenght L_M mm	Reserve lenght L_R mm	Minimum lenght L_M mm
8	22	9	—	22	9.5	22	47
10	32	12	—	32	15.0	32	34
12	38	15	—	40	20.0	38	39
14	45	17	—	44	22.0	44	51
15	45	17	—	44	22.0	44	51
16	64	25	—	67	30.0	68	65
18	64	25	—	67	30.0	68	65
20	81	30	—	85	40.0	86	83
22	81	30	—	85	40.0	86	83
5/16″	22	9	—	22	9.5	22	47
3/8″	32	12	—	32	20.0	32	34
1/2″	38	15	—	40	22.0	38	39
5/8″	64	25	—	67	30.0	68	65
3/4″	81	30	—	85	40.0	86	83
7/8″	81	30	—	85	40.0	86	83

MINIBEND		at 45°		at 90°		at 180°	
for Ws mm / inch	Bending radius R (mm)	Reserve lenght L_R mm	Minimum lenght L_M mm	Reserve lenght L_R mm	Minimum lenght L_M mm	Reserve lenght L_R mm	Minimum lenght L_M mm
6	25.0	10.4	1.0	22.0	10.0	22.0	26.0
8	24.0	9.9	1.0	32.0	15.0	32.0	34.0
10	23.0	9.5	1.0	32.0	15.0	32.0	34.0
1/4″	25.0	10.4	1.0	22.0	10.0	22.0	26.0
5/16″	24.0	9.9	1.0	32.0	15.0	32.0	34.0
3/8″	23.0	9.5	1.0	32.0	15.0	32.0	34.0

Standard bender 180°		at 45°		at 90°		at 180°	
for Ø mm / inch	Bending radius R (mm)	Reserve lenght L_R mm	Minimum lenght L_M mm	Reserve lenght L_R mm	Minimum lenght L_M mm	Reserve lenght L_R mm	Minimum lenght L_M mm
6	18.0	7.0	0.8	18.5	8.0	18.5	20.0
10	30.0	11.5	1.3	30.5	14.5	30.5	34.0
12	36.0	14.0	1.5	36.5	15.0	36.5	37.5
14	47.5	18.5	2.0	48.5	20.5	48.5	52.5
15	54.0	21.0	2.3	56.0	24.5	56.0	58.0
16	58.0	22.5	2.5	64.0	28.5	64.0	67.0
18	66.0	25.5	2.8	68.0	31.0	68.0	72.0
1/4″	18.0	7.0	0.8	18.5	8.0	18.5	20.0
5/6″	24.0	9.5	1.0	24.0	12.0	24.0	27.0
1/2″	42.0	16.5	1.8	49.5	22.5	49.5	53.0
5/8″	58.0	22.5	2.5	64.0	28.5	64.0	67.0

MULTIBEND		at 45°		at 90°		at 180°	
for Ø mm / inch	Bending radius R (mm)	Reserve lenght L_R mm	Minimum lenght L_M mm	Reserve lenght L_R mm	Minimum lenght L_M mm	Reserve lenght L_R mm	Minimum lenght L_M mm
8	24.0	9.5	1.0	24.0	10.0	24.0	26.0
10	30.0	12.0	1.3	30.5	14.5	30.5	32.5
12	36.0	14.0	1.5	36.5	15.5	36.5	37.5
14	42.0	16.5	1.8	42.0	19.5	42.5	44.0
15	48.0	19.0	2.0	48.0	22.0	48.0	53.0
16	48.0	19.0	2.0	48.0	22.0	48.0	53.0
18	54.0	21.0	2.3	54.0	26.0	54.5	58.0

ROBEND 4000 / 4000 E			at 45°		at 90°		at 180°	
for Ø mm / inch	Pipe	Bending radius R (mm)	Reserve lenght L_R mm	Minimum lenght L_M mm	Reserve lenght L_R mm	Minimum lenght L_M mm	Reserve lenght L_R mm	Minimum lenght L_M mm
12		42.0	16	—	42	24	42	68
14	wated	52.5	21	—	53	30	53	87
15		52.5	21	—	53	30	53	87
17	wated	72.0	28	—	72	41	72	107
18		72.0	28	—	72	41	72	107
20	wated	88.5	35	—	89	51	89	121
22		88.0	35	—	88	50	88	119
24	wated	112.0	43	—	110	62	110	144
28		112.0	44	—	112	64	112	148
30	wated	112.0	45	—	114	66	114	152
32 / 1.1/4″		128.0	52	—	140	70	135	140
35 / 1.3/8″		140.0	55	—	150	80	145	150
3/8″	steel	12.0	31	—	80	46	80	103
1/2″	copper	45.0	18	—	45	26	45	74
1/2″	steel	88.0	35	—	88	50	88	119
5/8″	copper	56.0	23	—	56	32	56	93
3/4″	steel	112.0	43	—	112	64	112	148
3/4″	copper	80.0	31	—	80	46	80	103
7/8″	copper	88.0	35	—	88	50	88	119
1″	copper	112.0	44	—	112	64	112	148
1.1/8″	copper	112.0	45	—	114	66	114	152

ROFLARE REVOLVER

Revolver reeling flaring tool

For the reliable and fast production of standard single 45° flares in accordance with EN 14276-2 and JIS B8607:2008 on copper soft pipes Ø 6–18 mm and 1/4–3/4″

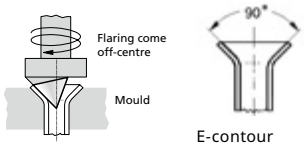

E-contour single flare

Application Benefits

- Guaranteed norm flares
- Produces leak free joints
- One-handed quick clamping system
- Automatic depth stop: perfect positioning of the pipe to the flaring cone

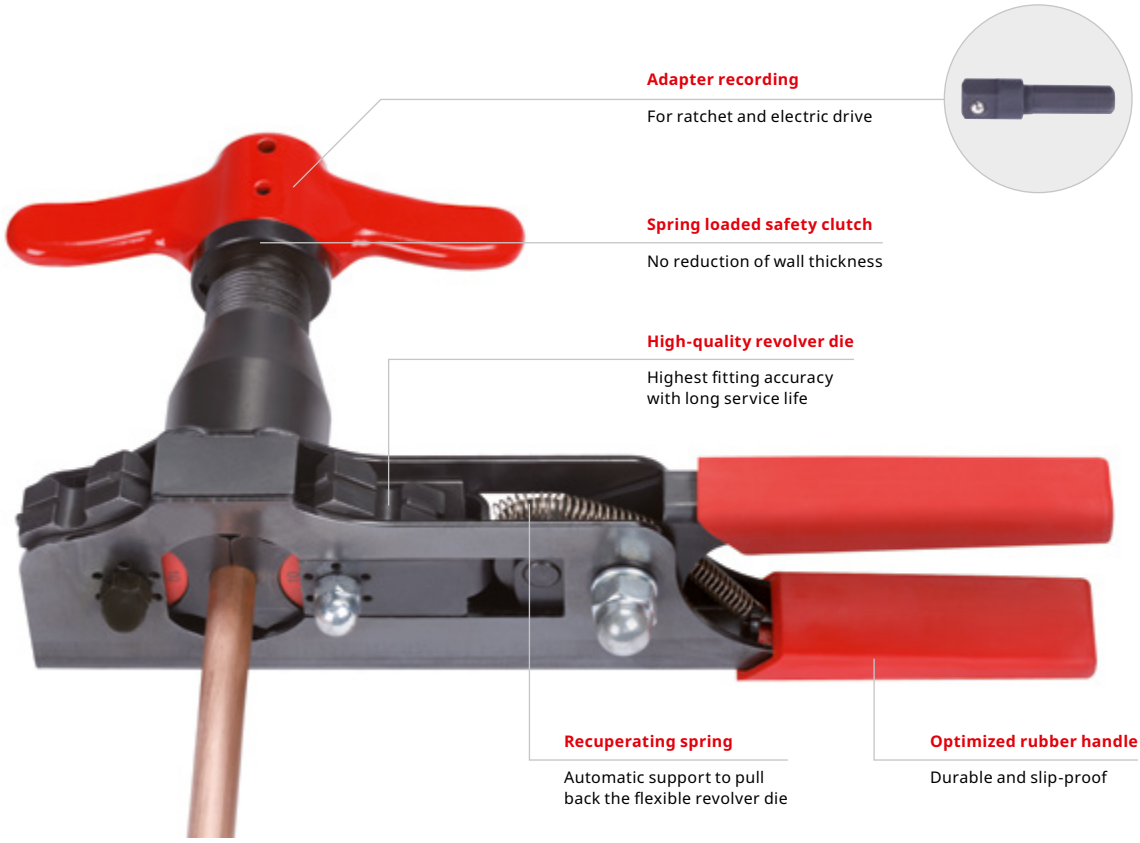

Set (No. 1000000230) includes: ROFLARE REVOLVER metric incl. ratchet adaptor, dies Ø 6, 8, 10, 12, 16 and 18 mm, pipe cutter ROTRAC 28 PLUS chrome limited edition (No. 1000000046), ROCASE 4212 (No. 1300003334)

Set (No. 1000000231) includes: ROFLARE REVOLVER imperial incl. ratchet adaptor, dies Ø 1/4 , 5/16, 3/8, 1/2, 5/8 and 3/4″, pipe cutter ROTRAC 28 PLUS chrome limited edition (No. 1000000046), ROCASE 4212 (No. 1300003334)

Model	Weight	PU	No.
Metric, 6–8–10–12–16–18 mm	1.300 kg	1	1000000222
Imperial, 1/4–5/16–3/8–1/2–5/8–3/4″	1.710 kg	1	1000000223
Set metric with ROTRAC 28 PLUS chrome, limited edition	1.300 kg	1	1000000230
Set imperial with ROTRAC 28 PLUS chrome, limited edition	1.900 kg	1	1000000231

Compact design enables use in confined spaces

Automatic depth stop: perfect positioning of the pipe to the flare cone

Reeling flaring tool

For producing precise 45° single flares on copper pipes Ø 6–18 mm (1/8–3/4″)

Application Benefits

- Controlled expanding and shaping of the pipe without tearing
- No reduction in wall thickness
- No slipping of the pipe
- Sturdy and long lasting

No. 222401, No. 222402, No. 222403

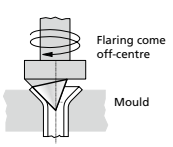

E-contour single flare

Fig. similar

Reeling flaring tool set includes: reeling flaring tool in plastic case with mould in metric and / or imperial format

Model	Weight	PU	No.
Dies metric, 6–8–10–12–14–15–16–18 mm	0.400 kg	1	222413
Dies imperial, 1/8–3/16–1/4–5/16–3/8–1/2–5/8–3/4″	0.400 kg	1	222412
Set metric, 6–8–10–12–14–15–16–18 mm	2.080 kg	1	222403
Set imperial, 1/8–3/16–1/4–5/16–3/8–1/2–5/8–3/4″	2.030 kg	1	222402
Set metric and imperial, 6–8–10–12–14–15–16–18 mm 1/8–3/16–1/4–5/16–3/8–1/2–5/8–3/4″	2.650 kg	1	222401

Universal flaring tool

For producing precise 45° single flares on copper pipes Ø 4–16 mm (3/16–5/8″)

Application Benefits

- Universal application and highest flare precision through selfcentring pipe clamp for all diameters
- Controlled flaring without tearing, forming perfect surfaces
- Hardened flare cone with special geometry

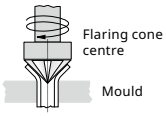

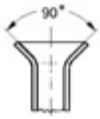

E-contour single flare

Fig. similar

Universal flaring tool set (No. 222601) includes: universal flaring tool for pipe diameters 4–16 mm, 3/16–5/8″, in plastic case

Model	Weight	PU	No.
Universal flaring tool 4–16 mm (3/16–5/8″)	0.900 kg	1	222601

ROTORQUE AIRCON / REFRIGERATION

Step-less torque wrench

Self-locking rack and pinion drive enables quick and reliable fastening of flare nuts sizes 15–32 mm in accordance with EN 378-2:2012-08

Application Benefits

- Always fits, covers all flare nut sizes from 15–32 mm
- Won't slip thanks to the self-locking rack and pinion drive and ratchet function
- Simple and reliable: required torque in accordance with EN 378-2:2012-08 is embossed on the head for every size and can not be rubbed off
- Embossed torque data: easy tightening according to norm
- ROTORQUE REFRIGERATION is suitable for cylinder heads work

Closed head

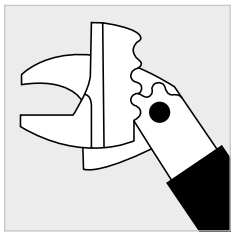

Fully opened head

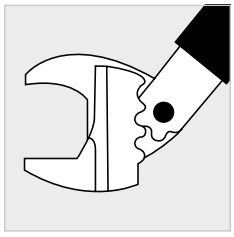

ROTORQUE sets include: torque wrench, head, carrying bag

Model	Weight	PU	No.
ROTORQUE REFRIGERATION	1.500 kg	1	1000000224
ROTORQUE AIRCON	1.400 kg	1	1000000225

Connection 9 × 12

Head can be exchanged between ROTORQUE AIRCON and ROTORQUE REFRIGERATION

All-In-One: one head fits all sizes!



The torque can be read of

Always tighten according to the standard

ROTORQUE AIRCON torque wrench

- 10–110 Nm
- ± 4 % accuracy
- 1 Nm adjustment steps

ROTORQUE REFRIGERATION torque wrench

- 10–70 Nm
- ± 3 % accuracy
- 1/2 Nm adjustment steps
- Suitable for cylinder heads' work

Fig. ROTORQUE AIRCON torque wrench

Fig. ROTORQUE REFRIGERATION torque wrench

6

Torque wrench set

For proper tightening of flange connections

Set with adjustable torque wrench (10-70 Nm) and 6 spanner inserts sizes 17, 22, 24, 26, 27 and 29 mm for flange connections on 1/4″, 3/8″, 1/2″ and 5/8″ pipe lines according to DIN EN 378- 2:2012-08

Application Benefits

- For proper tightening of flare nuts
- Torque adjustable between 10 and 70 Nm
- 6 interchangeable spanner inserts with width 17, 22, 24, 26, 27 and 29 mm
- For flare connections with pipe diameter of 1/4″, 3/8″, 1/2″ and 5/8″ according to DIN EN 378-2: 2016
- All components in a carrying case

Fix with torque urgently necessary!

DIN -Norm

Fig. similiar

7 pcs. set (No. 175001) includes: spanner wrench sizes 17, 22, 24, 26, 27, 29 mm, torque wrench, carrying bag

Model	Weight	PU	No.
Torque wrench set 17–22–24–26–27–29 mm	3.500 kg	1	175001

Pipe-Ø	Spanner width	Locking torque
1/4″ / 6 mm	17 mm	14–18 mm
3/8″ / 10 mm	22 mm	33–42 mm
1/2″ / 12 mm	24 mm	50–62 mm
1/2″ / 12 mm	26 mm	50–62 mm
5/8″ / 15/16 mm	27 mm	63–77 mm
5/8″ / 15/16 mm	29 mm	63–77 mm

SUPER FIRE 3

Ergonomic HEAVY DUTY brazing tool

For brazing and soldering up to Ø 28 mm as well as for other applications, e.g. dissolving paint or shrinking hoses

Hard soldering: up to Ø 28 mm
(with flame reflector in wind-protected environment)
Soft soldering: up to Ø 35 mm

Application Benefits

- Fast heating, less consumption!
- Long service life
- "Twist 'n' Load" system (5 different burners)—change burners with one handle
- Exact flame adjustment
- Up to 2.5 hours brazing with one cartridge
- Comfort for longer working (locking knob)
- Reliable piezo ignition (up to 30,000 ignitions)
- Double safety, as No. gas escape without locking the torch (piezo ignition)

Technical Data

Coupling	7/16″ EU
Handle	Aluminium, bolted
Burner	Brass / stainless steel

"Twist 'n' Load"

Fast "Twist 'n' Load" system
Exchange of the burners with one movement (5 different burners available)

Fine regulating valve
Precise flame adjustment

Ergonomically designed handle
Robust and optimum handling made of high-quality aluminium

Elaborately manufactured brass / stainless steel design
Long service life

Burners with swirl flame
Rapid heat-up, less consumption!

Only ignites if burner has been securely locked
Dual safety

High-performance piezo
Reliable (up to 30,000 ignitions)

Locking button
Continual use with only one hand

ROTHENBERGER MAPP[1] gas
Up to 2.5 hours of brazing with one cartridge

Brazing in gas installation



High flame temperature based on cyclone swirl



Brazing in refrigeration / air-conditioning technology



1) MAPP is a registered trademark of the MESSER Group GmbH, Bad Soden

Pin-point burner (460 °C)

For fine soldering; precise and stable flame

No. 35455

Standard burner (700 °C)

For soft soldering and other jobs with lower heat application; precise, powerful and stable flame

No. 35456

Cyclone burner (950 °C)

For hard and soft soldering with an efficient swirl flame (allows pipe to heat up evenly)

No. 35457

Hot air burner (400 °C)

For the removal of paint and for shrinking work up to approx. 80 mm diameter; wind-stable, powerful current of hot airpowerful, wind-stable soft flame

No. 35458

Shrinking burner (720 °C)

For shrinking up to Ø 300 mm and for heating; powerful, wind-stable soft flame

No. 35459

SUPER FIRE 3 HOT BOX

Application Benefits

- The ideal service kit
- For repairs, heating installations and refrigeration / air-conditioning technology

RO CASE

Hot

5-part set (No. 1000002369) includes: handle (No. 35445), cyclone burner (No. 35457), pin-point burner (No. 35455), flame reflector (No. 31043), universal torch support (No. 35461), 2 × MAPP[1] gas A cartridges (No. 035521-A), ROCASE 4414 (No. 1000001945)

Model	Weight	PU	No.
SUPER FIRE 3 HOT BOX EU incl. MAPP[1] gas A	4.270 kg	1	1000002369
SUPER FIRE 3 HOT BOX EU incl. MAPP[1] gas B	4.165 kg	1	1000002370
SUPER FIRE 3 HOT BOX EU incl. MAPP[1] gas C	4.165 kg	1	1000002371

SUPER FIRE 3

No. 35436

When placing your order, remember to order the universal torch support (No. 35461) for stationary soldering, too!

No. 035648X

Set (No. 35436) includes:
handle (No. 35445), cyclone burner (No. 35457)

Model	Weight	PU	No.
SUPER FIRE 3 with cyclone burner 7/16″ EU	0.550 kg	1	35436
SUPER FIRE 3 with cyclone burner 1″ US	0.700 kg	1	35431
SUPER FIRE safety adaptor 7/16″ to 1″	0.102 kg	1	035648X

1) MAPP is a registered trademark of the MESSER Group GmbH, Bad Soden

SUPER FIRE 4

Ergonomic professional soldering tool

For hard soldering up to Ø 28 mm and soft soldering up to Ø 35 mm as well as for other applications, such as dissolving paint or shrinking hoses

Hard soldering: up to Ø 28 mm
(with flame reflector in wind-protected environment)
Soft soldering: up to Ø 35 mm

Application Benefits

- Fast heating of the material, less consumption!
- "Twist 'n' Load" system (5 different burners)—Replacing the burner with just one handle.
- Precise flame adjustment
- Improved locking mechanism for one-handed use
- Reliable piezo ignition (up to 30,000 ignitions)
- Double safety, No. gas leakage without locking the burner (piezo ignition)
- Longer handle for even more stable positioning on the gas cartridge

Technical Data

Coupling	7/16″ EU
Handle	Plastic, rubberized
Burner	Brass / stainless steel

Brazing in refrigeration / air-conditioning technology



High flame temperature based on cyclone swirl



Brazing in refrigeration / air-conditioning technology

1) MAPP is a registered trademark of the MESSER Group GmbH, Bad Soden

Pin-point burner (460 °C)

For fine soldering; precise and stable flame

No. 35455

Standard burner (700 °C)

For soft soldering and other jobs with lower heat application; precise, powerful and stable flame

No. 35456

Cyclone burner (950 °C)

For hard and soft soldering with an efficient swirl flame (allows pipe to heat up evenly)

No. 35457

Hot air burner (400 °C)

For the removal of paint and for shrinking work up to approx. 80 mm diameter; wind-stable, powerful current of hot airpowerful, wind-stable soft flame

No. 35458

Shrinking burner (720 °C)

For shrinking up to Ø 300 mm and for heating; powerful, wind-stable soft flame

No. 35459

SUPER FIRE 4 HOT BOX

Application Benefits

- The ideal service kit
- For repairs, heating installations and refrigeration / air-conditioning technology

RO CASE

Hot

5-part set (No. 1000002364) includes: handle (No. 1500001354), cyclone burner (No. 35457), pin-point burner (No. 35455), flame reflector (No. 31043), universal torch support (No. 35461), 2 × MAPP[1] gas A cartridges (No. 035521-A), ROCASE 4414 (No. 1000001945)

Model	Weight	PU	No.
SUPER FIRE 4 HOT BOX EU incl. MAPP[1] gas A	4.055 kg	1	1000002364
SUPER FIRE 4 HOT BOX EU incl. MAPP[1] gas B	3.965 kg	1	1000002366
SUPER FIRE 4 HOT BOX EU incl. MAPP[1] gas C	4.095 kg	1	1000002368
SUPER FIRE 4 HOT BOX US incl. MAPP[1] gas US	4.055 kg	1	1000001630

SUPER FIRE 4

No. 1500001355

When placing your order, remember to order the universal torch support (No. 35461) for stationary soldering, too!

No. 035648X

Set (No. 1500001355) includes:
handle (No. 1500001354), cyclone burner (No. 35457)

Model	Weight	PU	No.
SUPER FIRE 4 with cyclone burner 7/16″ EU	0.400 kg	1	1500001355
SUPER FIRE 4 with cyclone burner 1″ US	0.370 kg	1	1500001503
SUPER FIRE safety adaptor 7/16″ to 1″	0.102 kg	1	035648X

1) MAPP is a registered trademark of the MESSER Group GmbH, Bad Soden

MAPP[1] gas

High-performance gas for brazing and soldering

Hot

Flame temperatures up to 2,700 °C and 35 % faster than propane

Application Benefits

- Excellent heat transfer, faster than propane, even in winter below 0 °C.
- Increased safety and stability thanks to solid valve and protective collar
- Provides high flame output in any position, even overhead (360°)
- Easy handling
- Guarantees constant high burning performance
- Longer operating time

7/16″ EU brass valve

Patented design for high pressure gases

100 % propylene

Excellent flame performance, even in overhead applications. Higher heat transfer than propane

Protection collar

Stabilizes the burner on the bottle and protects in case of accidental drop

Steel cylinder

High stability, especially for high pressure gases

Protective collar stabilizes the torch and protects against accidental drops

SUPER FIRE 3 HOT BOX

SUPER FIRE 4 HOT BOX

Model	Weight	PU	No.
MAPP[1] gas 7/16″ EU, version A Languages: DE, GB, FR, ES, IT, PT	0.900 kg	12	035521-A
MAPP[1] gas 7/16″ EU, version B Languages: DK, NL, SE, FI, FR, RUS	0.900 kg	12	035521-B
MAPP[1] gas 7/16″ EU, version C Languages: CZ, PL, HU, BG, TR, RO	0.900 kg	12	035521-C

Packaging profile

Model	MAPP[1] gas
No.	035521-A
EAN code	4004625400180
Product size (mm) (W × H)	70 × 270
Contents (ml)	800
Weight (g)	400
Unit per box	12
Boxes per layer / pallet	10
Layer per pallet	3
Units per pallet	360
Number of pallets per truckload	60
Units per truckload	21,600
Pallet weight (kg)	324
Pallet size (mm) (L × W × H)	800 × 1,200 × 1,000
Carton size (mm) (L × W × H)	290 × 310 × 240

1) MAPP is a registered trademark of the MESSER Group GmbH, Bad Soden

Maxigas 400

High-performance welding, cutting and brazing gas for flame temperatures up to 2,200 °C. Gas cartridge with 7/16″ EU coupling thread.

Hot

Packaging profile

Model	Maxigas 400
No.	035570-A / -B
EAN code	4004625355701 (A)
Product size (mm) (W × H)	65 × 260
Contents (ml)	600
Weight (g)	352
Unit per box	24
Boxes per layer / pallet	9
Layer per pallet	3
Units per pallet	648
Number of pallets per truckload	60
Units per truckload	38,880
Pallet weight (kg)	195
Pallet size (mm) (L × W × H)	800 × 1,200 × 1,000
Carton size (mm) (L × W × H)	405 × 272 × 264

Multigas 300

Propane / butane gas mixture for flame temperatures up to 1,900 °C. Gas cartridge with 7/16″ EU connection thread.

Basic

Packaging profile

Model	Multigas 300
No.	035510-A / -B
EAN code	4004625355107 (A)
Product size (mm) (W × H)	65 × 260
Contents (ml)	600
Weight (g)	338
Unit per box	24
Boxes per layer / pallet	9
Layer per pallet	3
Units per pallet	648
Number of pallets per truckload	60
Units per truckload	38,880
Pallet weight (kg)	191
Pallet size (mm) (L × W × H)	800 × 1,200 × 1,000
Carton size (mm) (L × W × H)	405 × 272 × 264

TURBOPROP brazing set

Propane high-performance torch for brazing up to Ø 28 mm and soft soldering Ø 54 mm

For brazing and soft soldering of copper and steel pipes up to 2,200 °C without oxygen, as well as for warming up, shrinking and flame cleaning

Application Benefits

- Bundled, concentrated and hot flame due to built-in gas turbine in brazing burner
- Absolutely gas-tight due to optimized valve technology
- Gas-saving operation due to smooth-running economy valve
- Quick replacement of burners without tools

Technical Data

Self-induced air	Turbine and combustion chamber
Torch	Surface treated, chromed brass
Hose coupling	G 3/8″ LH



Fig. TURBOPROP burner with push-in nipple

No. 31090 Fig. similar

Sets include: safety handle with push-in coupling (No. 211121116), brazing burner with push-in nipple Ø 12 mm (No. 31032) / Ø 15 mm (No. 221031500) / Ø 18 mm (No. 221031800), propane hose, 2.5 m with 3/8″ LH coupling (No. 32201), safety igniter (No. 32077), replacement flints (No. 32088), open-ended spanner (No. 32073), steel case (No. 31005)

Model	Weight	PU	No.
TURBOPROP brazing set without propane regulator	2.800 kg	1	31090
TURBOPROP brazing set with propane regulator (No. 32081E)	3.100 kg	1	31094

Brazing burner with push-in nipple coupling

Ø mm	Length mm	g/h 2 bar	kWh–kcal–BTU	Weight	No.
12	175	110	1.41–1,210–4,815	0.090 kg	31032
15	195	180	2.30–1,980–7,855	0.110 kg	221031500
18	230	240	3.07–2,640–10,485	0.160 kg	221031800

ALLGAS 2000 set

Universal oxyacetylene soldering and welding torch

The ideal soldering and welding torch for plumbers, heating engineers, refrigeration/air conditioning technicians, the automotive trade and for tinsmiths.

Soldering range: Up to 2.5 mm material thickness
Welding range: 0.2–5 mm
Applicable with fuel gases: Acetylene with oxygen, propane with oxygen, natural gas with oxygen, town gas with oxygen

Application Benefits

- Universally applicable with all common fuel gases and cylinder oxygen
- Almost residue-free emptying of gas cylinders (cost-saving)
- Handy and compact for working in hard-to-reach places
- Economical and cost-effective for professional use



Low gas pressure of only 0.2 bar

Practically complete emptying of gas cylinders (money saving) for use with all conventional gases and cylinder oxygen

Small, very light handle (280 g)

Super compact for working in confined spaces

Universal soldering and welding torch

For use with all conventional gases and cylinder oxygen

Economical

Efficient and economical professional use

Flexible pipe welding attachments



Dispersion burners for warming up



Safe and quick flame positioning



ALLGAS 2000 set Fig. similar

17-part set (No. 35300) includes: handle (No. 35303), mixing burners with union nut (No. 35304), welding tips 0.2–1.0 mm (No. 35305) / 1.0–2.0 mm (No. 35306) / 2.0–3.0 mm (No. 35307) / 3.0–4.0 mm (No. 35308) / 4.0–5.0 mm (No. 35309), flexible welding tips size 1 (No. 35313) / size 2 (No. 35314), coupling / union nut size 14 (No. 35315), dispersion burners (No. 35311), 2.5 m dual-hose package (No. 35221), open-ended spanner size 14 × 19 mm (No. 32073), welding tip holder / spanner (No. 35312), safety igniter (No. 32077), replacement flints (No. 32088), steel case (No. 35319)

Model	Coupling oxygen	Coupling fuel gas	Weight	No.
ALLGAS 2000 set (acetylene)			3.100 kg	35300
ALLGAS 2000 handle	G 1/4″ RH	G 3/8″ LH	0.280 kg	35303
Mixing burners with union nut			0.040 kg	35304

Model	Welding range mm	Weight	No.
Welding tip size 1	0.2–1	0.010 kg	35305
Welding tip size 2	1.0–2.0	0.010 kg	35306
Welding tip size 3	2.0–3.0	0.010 kg	35307
Welding tip size 4	3.0–4.0	0.010 kg	35308
Welding tip size 5	4.0–5.0	0.010 kg	35309
Welding tip holder, can be used as a spanner		0.020 kg	35312
Flexible welding tip size 1	2.0–3.0	0.040 kg	35313
Flexible welding tip size 2	4.0–5.0	0.040 kg	35314
Coupling / union nut size 14		0.010 kg	35315

ALLGAS 2000 PS 0,5 / 2 Compact

Portable brazing equipment with carrying frame

For brazing iron, steel, sheet steel, pipes and non-ferrous metals

Application Benefits

- Secure transport in closed supporting frame
- Portable, light brazing equipment
- Ideal for mobile building-site and repair use
- Small propane cylinders can be refilled

Technical Data

Gas	Propane and oxygen
Flame temperature	3,100 °C
Working temperature	1,300 °C

With safety devices to prevent flashbacks

The bottle colors shown are without obligation! Fig. similar

24-part set (No. 35655) includes: ALLGAS 2000 handle (No. 35303), propane hose, 2.5 m (No. 32201), oxygen hose, 2.5 m (No. 35210), propane regulator adjustable 0–6 bar (No. 242206000), oxygen pressure reducer 10 bar (No. 35634), mixing burners with union nut (No. 35304), welding tips 0.2–1.0 mm (No. 35305) / 1.0–2.0 mm (No. 35306) / 2.0–3.0 mm (No. 35307) / 3.0–4.0 mm (No. 35308) / 4.0–5.0 mm (No. 35309), flexible welding tips size 1 (No. 35313) / size 2 (No. 35314), dispersion burners (No. 35311), welding tip holder / spanner (No. 35312), multi-size spanner (No. 35738), safety igniter (No. 32077), replacement flints (No. 32088), nylon safety goggles (No. 540620), small propane cylinder 0.425 kg, empty (No. 33079), steel oxygen cylinder 2.0 l, full (No. 35635), oxygen safety device (No. 1000000633), fuel gas safety device (No. 1000000631), carrying frame (No. 35629)

Model	Weight	PU	No.
ALLGAS 2000 PS 0,5 / 2 Compact set	21.400 kg	1	35655
Carrying frame without accessories	10.300 kg	1	35629

Carrying comfort

ALLGAS 2000 welding tips

For brazing iron, steel, sheet steel, pipes and non-ferrous metals

Model	Welding range mm	Weight	No.
Welding tip size 1	0.2–1	0.010 kg	35305
Welding tip size 2	1.0–2.0	0.010 kg	35306
Welding tip size 3	2.0–3.0	0.010 kg	35307
Welding tip size 4	3.0–4.0	0.010 kg	35308
Welding tip size 5	4.0–5.0	0.010 kg	35309
Welding tip holder, can be used as a spanner		0.020 kg	35312

Welding tips, thread M8 × 1



No. 35309



No. 35312

Flexible pipe welding attachments

Model	Welding range mm	Weight	No.
Flexible welding tip size 1	2.0–3.0	0.040 kg	35313
Flexible welding tip size 2	4.0–5.0	0.040 kg	35314
Coupling / union nut size 14		0.010 kg	35315





ALLGAS Mobile Pro

Mobile brazing machine with safety devices

For brazing copper, brass, aluminum, iron, steel, sheet metal, pipes and non-ferrous metals

Application Benefits

- Mobile soldering set with a weight of less than 6 kg incl. cartridges
- High quality safety devices for both cartridges to prevent flame flashback
- MAPP[1] gas pressure regulator with adjustment range 0–2 bar for constant, low consumption and efficient flame adjustment

Technical Data

Gas	MAPP[1] gas with oxygen
Flame temperature	over 3,100 °C
Working temperature	1,300 °C

Accessories included in the set



High quality safety devices

Reliable prevention ofgas returns and flashbacks

Pressure regulator 0–2 bar

Constant, low consumption and efficient flame adjustment

Total weight < 6 kg

High mobility in construction site use

MAPP[1] and oxygen

Flame temperature above 3,100 °C

High quality rubber hoses

20 bar, certified according to DIN EN ISO 3821, length: 2.5 m

Welding and brazing torches

Including 5 interchangeable burners and a bendable welding attachment for a material thickness up to 5 mm

Fig. similar

Model	Weight	PU	No.
ALLGAS Mobile Pro 1″ US without cartridges	3.860 kg	1	1000000529
ALLGAS Mobile Pro 1″ US with cartridges	5.950 kg	1	1000000743
ALLGAS Mobile Pro 7/16″ EU without cartridges	3.860 kg	1	1000000642
ALLGAS Mobile Pro 7/16″ EU with cartridges	5.700 kg	1	1000000558

Model	Weight	PU	No.
MAPP[1] gas 1″ US, 750 ml	0.900 kg	12	35698
MAPP[1] gas 7/16″ EU, 800 ml	0.900 kg	12	035521-A
Oxygen, disposable, 950 ml, 110 bar	1.330 kg	12	35750
Pressure regulator 1″ US for MAPP[1] / LPG	0.380 kg	1	1000000620
Pressure regulator M10 × 1 for oxygen	0.350 kg	1	1000000629

1) MAPP is a registered trademark of the MESSER Group GmbH, Bad Soden

ALLGAS 2000 PS 0,5 / 2 Basic

Portable fitter's brazing equipment

For brazing iron, steel, sheet steel, pipes and non-ferrous metals

Space saving storage in service vehicles!

Application Benefits

- Compact and handy construction for mobile building-site and repair use
- Job compatible combination, assembled and ready to use

The bottle colors shown are without obligation! Fig. similar

18-part set (No. 35651) includes: ALLGAS 2000 handle (No. 35303), propane hose, 2.5 m (No. 32201), oxygen hose, 2.5 m (No. 35210), propane regulator adjustable 0–6 bar (No. 242206000), oxygen pressure reducer 10 bar (No. 35634), mixing burners with union nut (No. 35304), welding tips 0.2–1.0 mm (No. 35305) / 1.0–2.0 mm (No. 35306) / 2.0–3.0 mm (No. 35307) / 3.0–4.0 mm (No. 35308) / 4.0–5.0 mm (No. 35309), welding tip holder / spanner (No. 35312) multi-size spanner (No. 35738), safety igniter (No. 32077), replacement flints (No. 32088), steel oxygen cylinder 2.0 l, filled (No. 35635), propane cylinder 0.5 kg, empty (No. 33079), ALLGAS stand (No. 35628)

Model	Weight	PU	No.
ALLGAS 2000 PS 0,5 / 2 Basic set	14.400 kg	1	35651

ROXY 400 L Set

Standard gas-welding equipment for flame temperatures up to 3,100 °C

For brazing copper, brass, aluminum, iron, steel, sheet metal, pipes and non-ferrous metals

Space saving storage in service vehicles!

19-part set (No. 035780X) includes: handle with fine regulating valve (No. 35580), Maxigas 400 (No. 035570-A), oxygen cylinder 2.0 l (No. 35635), fine regulating valve (No. 263003700), oxygen pressure 10 bar (No. 35634), hose set, 3 m without handle (No. 35785), oxygen blowback protection (No. 1000000633), gas blowback protection (No. 35691), mixing burners with union nut (No. 35587), high-performance tips 1.5 mm (No. 263005600) / 2.0 mm (No. 263005400), micro-tips 0.3 mm (No. 35712) / 0.5 mm (No. 35696) / 0.7 mm (No. 35713), micro-tip adaptor (No. 35585), welding goggles A5 (No. 35621), safety igniter (No. 32077), multi-size spanner (No. 35738), carrying frame (No. 35727)

Model	Weight	PU	No.
ROXY 400 L complete	10.800 kg	1	035780X
ROXY 400 L without oxygen	6.000 kg	1	35782
Welding-handle M14 × 1	0.120 kg	1	35580
Dual hose set 3 m	0.950 kg	1	35785
Micro-tip adaptor	0.010 kg	1	35585
Micro-tip 0.3 mm	0.010 kg	1	35712
Micro-tip 0.4 mm	0.010 kg	1	35695
Micro-tip 0.5 mm	0.020 kg	1	35696
Micro-tip 0.6 mm	0.020 kg	1	35697
Micro-tip 0.7 mm	0.020 kg	1	35713
High-performance tip 0.7 mm	0.060 kg	1	263005800
High-performance tip 1.5 mm	0.040 kg	1	263005600
High-performance tip 2.0 mm	0.040 kg	1	263005400

The bottle colors shown are without obligation! Fig. similar

Magnet welding mirror

Model	Weight	PU	No.
With flexible metal tube / ball joint	0.450 kg	1	540855
Spare steel mirror	0.050 kg	1	540851

No. 540855

Burners cleaner

Model	Weight	PU	No.
In folding case, 11 pcs.	0.020 kg	1	510105

Torch spanner

Model	Weight	PU	No.
With 10 wrench sizes	0.210 kg	1	510106

Welding goggles EN 166

With thermal glasses as per EN 169

Model	Glass	Weight	No.
Nylon safety goggles	A 4	0.060 kg	540620
	A 5	0.060 kg	540621
	clear, non-splintering	0.060 kg	540622
Replacement glass (pair)	A 4	0.030 kg	540625
	A 5	0.010 kg	540626
	clear, non-splintering	0.030 kg	540627
Screw-ring safety goggles	A 4	0.090 kg	540640
	A 5	0.090 kg	540641
Replacement glass (Ø 50 mm)	A 4	0.030 kg	540675

No. 540620

No. 540622

No. 540640

ROVLIES cleaning pads

Groove-free cleaning of solder joints on copper tubes due to metal-free fleece

Application Benefits

- Reduction of corrosion damage
- No metallic abrasion, can be used wet and dry
- Removes oxide layers, corrosion, surface dirt, greasy and oily residues
- Solvent resistant and elastic

Model	Weight	PU	No.
ROVLIES, 10 pcs.	0.080 kg	1	45268
ROVLIES counter display, 36 pcs.	2.180 kg	1	045268D

Internal brushes for copper pipe

For simple and effective pretreatment of the solder joint with sturdy plastic handle

Ø mm	Weight	PU	No.	Ø mm	Weight	PU	No.
8	0.060 kg	1	854179	18	0.120 kg	1	854185
12	0.080 kg	1	854181	22	0.140 kg	1	854186
14	0.090 kg	1	854182	28	0.140 kg	1	854187
15	0.100 kg	1	854183	35	0.160 kg	1	854188
16	0.120 kg	1	854184				

Fig. similar

Hand wire brushes

Model	Rows	Weight	PU	No.
Standard steel	3 rows	0.130 kg	1	561351

Welding blanket

Flame retardant and temperature resistant up to 840 °C

Application Benefits

- Continuous temperature resistant up to 700 °C under direct Flame exposure and liquid slag
- Good formability, long service life, asbestos-free and harmless to health
- Edges chained

Thickness: 2.8 mm
Weight: 1,600 g/m²

Model	L × W × H	Weight	PU	No.
Welding blanket	330 × 500 × 3 mm	0.300 kg	1	31050

Flame reflectors



Application Benefits

- Made of high quality stainless steel
- Protection of surrounding combustible materials
- Optimal heat utilization, saves time and energy



Model	Width mm	Adaptor Ø mm	Weight	PU	No.
65 / 15	65	8–15	0.100 kg	1	31042
65 / 22	65	15–22	0.100 kg	1	31043

Hard solder rings

Made of high-quality, silver-phosphorous safety brazing alloy, guaranteed according to EN ISO 17672, CuP 279

Application Benefits

- Ideal for capillary gap soldering in copper pipe installation in sanitary and heating technology
- Exactly matched to the inside diameter of the brazed pipes and fittings according to EN 1254
- Complete through-soldering of the soldered joints
- Particularly economical work due to precisely metered solder quantity
- No preparation and rework at the soldering point

Technical Data

Alloy (weight %)	Ag 1.5–2.5 / P 5.9–6.5 / Cu rest
Melting range	650–810 °C
Joinable materials	Copper, gunmetal, brass, bronze
Flux required with	Gunmetal, brass, bronze with hard solder paste LP 5
Package size	250 g plastic bag

Simple insertion

Precise quantity of solder

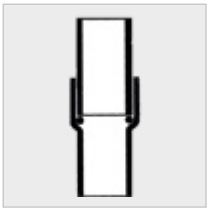

Simply heat, no dripping, no reduction of cross-section

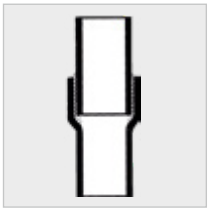

Model	Content	Weight	PU	No.
Hard solder rings S 2, Ø 14 mm	268 pcs.	0.260 kg	1	40514
Hard solder rings S 2, Ø 28 mm	79 pcs.	0.260 kg	1	40528

Hard solder paste LP 5

Flux for brazing at working temperatures above 600 °C, according to EN 1045, type FH 10, DVGW tested Reg. No. DV-0101AT2245, for gas and water installations with copper pipes, recommended by DVGW according to worksheet GW 2 and GW 7, to be used with silver-containing brazing alloys and any base materials made of steel, copper and copper alloys, brass, gunmetal, effective temperature range 500–800 °C, flux residues must be removed carefully.

Model	Weight	PU	No.
LP 5 in plastic bottle	0.180 kg	1	40500

Hard solder powder HKM

Flux for brazing at working temperatures above 800 °C, according to EN 1045 - FH 21, effective temperature range 800–1,100 °C, for copper and copper alloys, brass, red brass, nickel silver, bronze, steel and galvanized steel sheet, gray and malleable cast iron, to be used for welding copper and brass in dry condition, can be mixed to paste with purified water, flux residues must be removed carefully. Free of boric acid.

Model	Weight	PU	No.
HKM in plastic bottle	0.065 kg	1	35611

ROLOT hard solders

For copper pipe installation

ROTHENBERGER ROLOT special hard solders are particularly suited for copper pipe installations in cold and hot water systems, for open and closed heating systems, for gas installations in accordance with DVGW Worksheet GW 2 (liquid, natural and town gas) as well as for HVAC and refrigeration applications, and oil pipes. ROTHENBERGER ROLOT is especially suited for capillary soldering of copper pipes without fittings. Copper / phosphorus / silver solders are highly formable, and are therefore recommended for joints that are subjected to high thermal and mechanical alternating loads.

Application Benefits

- Non-foaming
- Heat resistant up to 200 °C
- No flux required for copper/copper brazing (except S 34 and S 45)
- Environmentally friendly manufactured with newly developed production technology, corrosion-neutral, scale-free, improved flow behavior

ROLOT S94 CuP 179

Quality hard solder guaranteed according to EN ISO 17672, due to low phosphorus content, the solder has a wide melting range, and creates soldered joints with increased strength. Standard solder for normally-stressed copper pipe installation, especially for capillary soldering with copper pipe installation without fittings.

Technical Data

Alloy (weight %)	Cu 94 / P6
Melting range	710–880 °C
Working temperature	760 °C
Joinable materials	Copper, gunmetal, brass, bronze
Flux required with	Gunmetal, brass, bronze with LP 5

Content	Squared section mm	Lenght mm	Weight	PU	No.
1 kg carton	2 × 2	500	1.025 kg	1	40094

ROLOT S 2

Special quality hard solder, not standardised, similar to EN ISO 17672, with low silver content, matched to normally-stressed copper pipe system, ideal for capillary gap soldering.

Technical Data

Melting range	700–850 °C
Working temperature	760 °C
Joinable materials	Copper, gunmetal, brass, bronze
Flux required with	Gunmetal, brass, bronze with hard solder paste LP 5

Content	Squared section mm	Lenght mm	Weight	PU	No.
1 kg carton	2 × 2	500	1.025 kg	1	40202

ROLOT S 2 CuP 279

Silver / phosphorus safety hard solder, guaranteed according to EN ISO 17672, for higher-stressed copper pipe systems, ideal for capillary soldering in sanitary, heating and gas installations.

Technical Data

Alloy (weight %)	Ag 2 / Cu 91.8 / P 6.2
Melting range	645–825 °C
Working temperature	710 °C
Joinable materials	Copper, gunmetal, brass, bronze
Flux required with	Gunmetal, brass, bronze with hard solder paste LP 5

Content	Squared section mm	Lenght mm	Weight	PU	No.
1 kg carton	2 × 2	500	1.025 kg	1	40212
1 kg carton	3 × 3	500	1.025 kg	1	40213

ROLOT S 5

Particularly high-quality hard solder, not standardised, similar to EN ISO 17672, with low silver content, ideal for capillary and joint soldering in sanitary, heating and gas installations.

Technical Data

Melting range	710–840 °C
Working temperature	750 °C
Joinable materials	Copper, gunmetal, brass, bronze
Flux required with	Gunmetal, brass, bronze with hard solder paste LP 5

Content	Squared section mm	Lenght mm	Weight	PU	No.
1 kg carton	2 × 2	500	1.025 kg	1	40502

7

ROLOT S 5 CuP 281

High-quality silver/phosphorus safety hard solder, guaranteed according to EN ISO 17672, for higher-stressed copper pipe systems, ideal for capillary and joint soldering in sanitary, heating and gas installations.

Technical Data

Alloy (weight %)	Ag 5 / Cu 89 / P 6
Melting range	645–815 °C
Working temperature	710 °C
Joinable materials	Copper, gunmetal, brass, bronze
Flux required with	Gunmetal, brass, bronze with hard solder paste LP 5

Content	Squared section mm	Lenght mm	Weight	PU	No.
1 kg carton	2 × 2	500	1.025 kg	1	40005

ROKLIMA MULTI 4F

Fully automatic commissioning and maintenance of air-conditioning units and heat pumps

The innovative unit enables safe and comfortable operation on refrigeration systems. With simple menu navigation, 4 functions (4F) are automatically controlled.

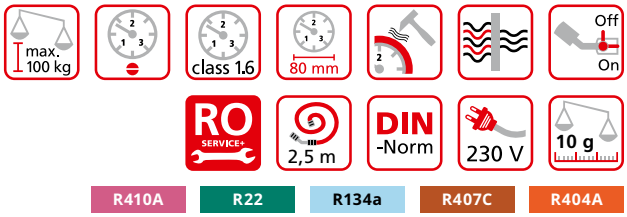

Application Benefits

- Pressure resistance up to 80 bar guarantees full use with heat pumps
- Everything you need within reach
- Simple menu guidance guarantees appropriate use
- Fully automatic control gives time for parallel work
- Safe transpor

4 functions (4F) in one:
- **Evacuation**
- **Charging**
- **Leakage test**
- **Control of the recovery process**

Technical Data

Working area pressure	25 micron
Frequency	50 Hz
Voltage	240 V
Working area temperature	-25–50 °C
Connection	Bottle adaptor / 1/4″ SAE
Suction volume	42 l/min
Resolution Weighing	10 g
Hose length	2,500 mm

Sturdy, compact metal casing

Protects all components such as vacuum pump and scale

Integrated high vacuum pump with 42 l/min suction power

For evacuation of the system in accordance with DIN 8975

Pull-out precision digital scale up to 100 kg

Secure stand for large and small containers

Interactive 16-digit display with 4 function buttons

All required parameters can be easily entered

3 different pressure gauges "Pulse-free", class 1.6, 80 mm

Universal use on air-conditioning units with all common refrigerants and operation in the high pressure range with R410A

2 pressure hoses (2,500 mm) from the series "Plus" with ball valve

Safe and comfortable operation with refrigerants without the risk of refrigerant loss

Plastic capillary hose

Safe, leak-free filling due to shut-off valve

Shock-resistant low pressure and high pressure gauges for various refrigerants

Secure storage of all accessories

Pressure hoses: 2.5 m long with shut-off valve

Bottle adaptor No. 173204 / 05 for scale and 1/4″ reducing pieces

8

RO SERVICE+ only valid in participating countries.

ROKLIMA MULTI 4F

Automatic evacuation and filling with the ROKLIMA MULTI 4F!

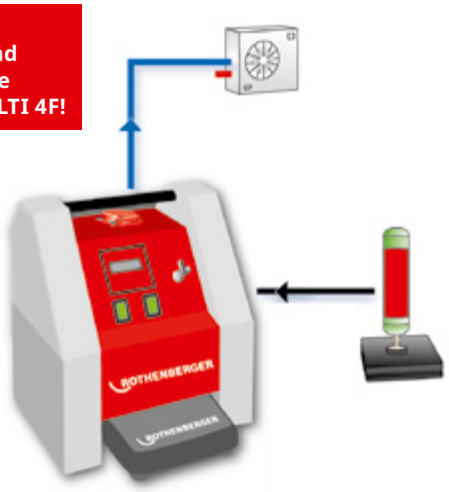

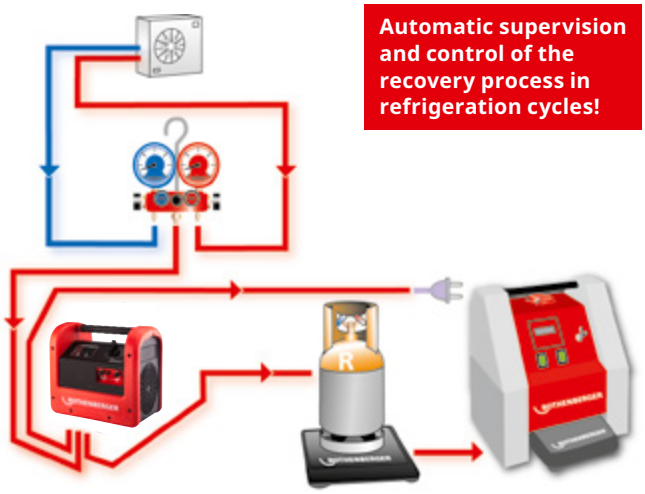

Automatic supervision and control of the recovery process in refrigeration cycles!

ROKLIMA MULTI 4F in use (evacuation and charging)

8

Set (No. 1000000138) includes: 2-stage vacuum pump, 2 × low pressure gauges, 1 × high pressure gauge R410A, 2 × pressure hoses with ball valve à 2,500 mm, 2 × bottle connection adaptors (1/4″ SAE No. 173205, 5/16″ SAE No. 173204), 2 × reducing pieces 1/4″ SAE F–5/16″ SAE M (No. 170016), precision digital scale up to 100 kg, automatic control, vacuum and pressure switch, mineral oil (No. 169200)

Model	Weight	PU	No.
ROKLIMA MULTI 4F	17.000 kg	1	1000000138
Reducer pieces 1/4″ SAE F–5/16″ SAE M	0.100 kg	1	170016

Secure storage of accessories: pressure hoses bottle adaptor, plastic capillary hose

Precision scale up to 100 kg
Resolution: 10 g
Accuracy: ± 1 %

Ergonomic and compact

Light

RO SERVICE+ only valid in participating countries.

ROCADDY 120 R32 (CL) Analog / Digital

Universal sets for evacuation and charging

The universal set ROCADDY is suitable for the installation, maintenance and repair of refrigeration and air conditioning systems and heat pumps.

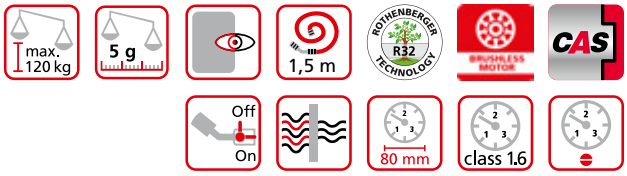

Application Benefits

- Everything you need within reach
- Flexible use with the individual use of the tools
- Easy to transport
- Electronic digital scale ROSCALE 120 with a weighing capacity of 120 kg and a measuring accuracy per measuring step of 5 g
- 2-stage high vacuum pump ROAIRVAC (corded / accumulator) with integrated vacuum gauge and solenoid check valve
- Digital installer aid for automatic calculation of superheat and subcooling. More than 80 refrigerants stored in the unit
- 2 analog 4-way installer aids for the common refrigerants R22, R134a, R404A, R407C and the high-pressure refrigerants R410A and R32
- Pressure hose set of 3 PLUS series hoses with shut-off valve for safe working with refrigerants
- TUBE CUTTER 35 and MINICUT II PRO for cutting tubes of diameter 6–35 mm to length

Flexible application with corded or battery-powered vacuum pump

Electronic digital scale up to 120 kg with high measurement precision

Precise weighing of refrigerant

Sturdy plastic rolling case

Simple and comfortable transport with ample room for accessories and small parts

2-stage high vacuum pump

For evacuation and removal of all moisture residue in refrigeration systems during installation per DIN 8975

2 × analog manifolds (ROCADDY 120 Analog)

(with ROCADDY 120 CL)

Mini tube cutter and pipe cutter

For cutting Ø 6–35 mm pipes to length

ROCOOL 600

Automatic calculation of superheat and subcool. Optionally upgradable through attachment of a vacuum probe and a reading out function

Bottle adaptor for 1 kg and 2 kg refrigerant bottles for connection to the scale

Secure mounting of the bottle during charging

ROCADDY 120 R32 Analog / Digital (No. 1000002560/1000002561) includes:
2-stage vacuum pump ROAIRVAC R32 1.5 (No. 1000002399), 4-way manifold (No. 170502) / 4-way manifold (No. 1000001427) (Analog), ROCOOL 600 (No. 1000000569) / clamping thermometer (No. 1000000540) (Digital), pressure hose set 5/16″ SAE 1,500 mm (No. 1500000030) (only Analog), pressure hose set 1/4″ SAE 1,500 mm (No. 1500000028), ROSCALE 120 (No. 173004), 3/8″ SAE F–1/4″ SAE M (No. 89501), 2 × 5/16″ SAE F–1/4″ SAE M (No. 01700RD), 5/16″ SAE M–1/4″ SAE F (No.170016), bottle connection 1/4″ (No. 173205), bottle connection 5/16″ (No. 173204), mineral oil (0,4 l), TUBE CUTTER 35 (No. 70027), MINICUT II PRO (No. 70402), transport case (No. 169051)

Model	Weight	PU	No.
R410A R22 R134a R407C R404A R32			
ROCADDY 120 R32 Analog	20.000 kg	1	1000002560
ROCADDY 120 R32 Digital	19.000 kg	1	1000002561

ROCADDY 120 R32 CL Analog / Digital (No. 1000003622/1000003623) includes:
2-stage vacuum pump ROAIRVAC R32 2.0 CL (No. 1000003229), 4-way manifold (No. 170502) / 4-way manifold (No. 1000001427) (Analog), ROCOOL 600 incl. clamping thermometer (Digital) (No. 1000000569), pressure hose set 5/16″ SAE 1.5 m (No. 1500000030) (only Analog), pressure hose set 1/4″ SAE 1.5 m (No. 1500000028), ROSCALE 120 (No. 173004), 3/8″ SAE F–1/4″ SAE M (No. 89501), 2 × [5/16″ SAE F–1/4″ SAE M (No. 01700RD), 5/16″ SAE M–1/4″ SAE F (No. 170016)], bottle connection 1/4″ (No. 173205), bottle connection 5/16″ (No. 173204), bottle connection for R32 (No. 173206), mineral oil (0,4 l), TUBE CUTTER 35 (No. 70027), MINICUT II PRO (No. 70402), 8.0 Ah Li-HD battery (No. 1000002549), charger (No. 1000001654), transport case (No. 169051)

Model	Weight	PU	No.
R410A R22 R134a R407C R404A R507 R32			
ROCADDY 120 R32 CL Analog	21.000 kg	1	1000003622
ROCADDY 120 R32 CL Digital	20.000 kg	1	1000003623

CL = Cordless = battery powered vacuum pump

ROTHENBERGER
pipetool technologies at work
ROTHENBERGER

ROCOOL 600

For commissioning, maintenance work and documentation of refrigeration systems of all kinds

Application Benefits

- Modular system: The basic device can be fitted with the optional Red Box incl. the Data Viewer software for reading out or recording data on a PC.
- More than 80 refrigerants incl. R32 and R744 (sub-critical) are stored in the device. New refrigerants can be added later using the update function
- Simultaneous calculation of superheat and subcool
- The documentation software Data Viewer generates an automatic report based on the data recorded. Ideal for handing out to the customer (client)
- An external Pirani vacuum probe allows reading of the vacuum where the most precise measurement is possible: directly at the refrigeration system

Technical Data

Working area pressure	-1–60 bar
Working area Temperature	-10–50 °C
Recording time	96 h
Connection	1/4″ SAE
Display size	11 cm

An absolute all-rounder due to the unique modular system!

Large screen

All important data at a single glance.
Strong backlight for dark environment

Connection for the temperature sensor T1

For automatic measurement of superheat data

Connection for the external vacuum probe

For very precise measurement of the vacuum level directly at the refrigeration system

Pressure sensors "Made in Germany"

Precise measurement from -1 to 60 bar

T-connection with Schrader valve 1/4″ SAE

3-way function: Evacuation and filling without changing a hose

Y-connections 1/4″ SAE

A connection and sealing plug in one.
Simple transport of hoses when not in operation

Solid and non-tacky rubber coating

Prevents shock damages and allows a safe handling

Connection for the temperature sensor T2

For automatic measurement of subcool data

Green and red LEDs

An optical signal is displayed once an adequate vacuum level is reached or leakage in the system and also a warning of overpressure

Connection of the Red Box

To record data for up to 96 hours and independent read out of data at a PC

Temperature sensor for a pipe diameter of up to Ø 32 mm

External vacuum probe for very precise measurement of the vacuum

Set (No. 1000000569) includes: ROCOOL 600, 1 temperature sensor
Set (No. 1000000570) includes: ROCOOL 600, 2 temperature sensors, carry case
Set (No. 1000000572) includes: ROCOOL 600, 2 temperature sensors, red box and data viewer software, carry case

Model	Weight	PU	No.
ROCOOL 600 Set with 1 temperature sensor, blister	1.495 kg	1	1000000569
ROCOOL 600 Set with 2 temperature sensors, case	4.060 kg	1	1000000570
ROCOOL 600 Set with 2 temperature sensors, red box, data viewer software, case	4.435 kg	1	1000000572

Set (No. 1000000539) includes: Red box, data viewer software, connection cable, external power supply

Model	Weight	PU	No.
Red box, software, connection cable, external power supply	0.338 kg	1	1000000539
Temperature sensor	0.120 kg	1	1000000540
Vacuum probe	0.155 kg	1	1000000541

RO SERVICE+ only valid in participating countries.

Analog manifolds

2- and 4-way manifolds

The ROTHENBERGER 4-way manifolds are used for the commissioning and maintenance of air conditioning and refrigeration systems as well as heat pumps



Pressure gauge Ø 80 mm, with pulse-dampening class 1.6

Easy-to-read, high precision display

Large hand valve with color coding

Light, secure and precise opening and closing of the diaphragm valve, maintenance free

Valve sets

Pressure gauge with shock-proof rubber protector

Protects against damage

Valve body made of aluminium with gauge glass

Sturdy despite low weight

2-way manifold

Model	Weight	PU	No.
R22 R134a R407C R404A			
2-way, 1/4″ SAE, 34 bar	0.700 kg	1	170501
4-way, 1/4″ SAE, 34 bar	0.900 kg	1	170502
R410A R32			
2-way, 5/16″SAE, 60 bar	1.010 kg	1	1000001426
4-way, 5/16″SAE, 60 bar	1.105 kg	1	1000001427

Model	No.
Blue rubber protector for manifold	170545
Red rubber protector for manifold	170546
Valve sets for manifold	170547

Manifold sets

Manifold sets and pressure hoses

2-way manifold (for 170600 and 170607)
4-way manifold (for 170601, 170606, 170602 and 170608)

Durable and highly precise tool

No. 170602

Pressure hose with ball valve "Plus" (only for 170602 and 170608)

No loss of refrigerant

Scope of delivery: manifold, pressure gauge with Ø 80 mm, "Pulse-free", class 1.6, 3 × 1,500 mm pressure hoses, plastic carrying case

Model	Weight	PU	No.
R22 R134a R407C R404A			
Manifold set 2-way, Standard	2.700 kg	1	170600
R410A R32			
Manifold set 2-way, Standard	2.700 kg	1	170607
R22 R134a R407C R404A			
Manifold set 4-way I, Standard	2.800 kg	1	170601
R410A R32			
Manifold set 4-way I, Standard	2.800 kg	1	170606
R22 R134a R407C R404A			
Manifold set 4-way II, Plus	2.800 kg	1	170602
R410A R32			
Manifold set 4-way II, Plus	2.800 kg	1	170608

3-piece pressure hose sets

Available in "Standard" and "Plus"

Application Benefits

- No confusion and safe use with the colour coding (blue, red, yellow)
- Teflon seal with up to 10 × longer service life compared to neoprene seal
- Working pressure 60 bar / burst pressure 300 bar. This is an 8 % better pressure resistance as previously

R410A R32 R22 R134a R407C R404A



"Standard" series

"Standard" series	Weight	PU	No.
Vacuum hose 3/8″ SAE, 1.5 m	0.220 kg	1	1500000032
R22 R134a R407C R404A			
Set of 3 pressure hoses 1/4″ SAE, 1.5 m	0.760 kg	1	1500000024
Pressure hose yellow, 1/4″ SAE, 1.5 m	0.250 kg	1	1500000025
R410A R32			
Set of 3 pressure hoses 5/16″ SAE, 1.5 m	0.730 kg	1	1500000026
Pressure hose yellow, 5/16″ SAE, 1.5 m	0.250 kg	1	1500000027



"Plus" series

"Plus" series with ball valve	Weight	PU	No.
R22 R134a R407C R404A			
Set of 3 pressure hoses 1/4″ SAE, 1.5 m	0.895 kg	1	1500000028
Pressure hose yellow, 1/4″ SAE, 1.5 m	0.250 kg	1	1500000029
R410A R32			
Set of 3 pressure hoses 5/16″ SAE, 1.5 m	0.840 kg	1	1500000030
Pressure hose yellow, 5/16″ SAE, 1.5 m	0.250 kg	1	1500000031

Tool set Climate I and II

Practical tool set with all tools required

For the installation and maintenance of refrigeration systems and heat pumps

R32 | R22 | R407C | R404A

Application Benefits

- Monitor temperature and pressure
- Quality hoses with high bursting pressure
- Pipe cutter for all pipe cross-sections from 3–35 mm (1/8″–1.1/8″)
- Measurement of ambient and ventilator air temperature
- Clean, kink-free bending of all common pipe cross-sections
- Optimum flaring connections for all types of air-conditioner

The ideal introduction into a whole new area of business!

No. 170604

Set Climate I (No. 170604) includes: 2-way manifold (No. 170501), set of pressure hoses standard 1/4″SAE, TUBE CUTTER 35 C (No. 070027C), MINICUT pipe cutter (No. 070401C), thermometer, set of bending springs 3/8″–1/2″–5/8″, universal flaring tool (No. 222601), plastic case

Set Climate II (No. 170605) includes: 2-way manifold (No. 1000001426), set of pressure hoses standard 5/16″SAE, TUBE CUTTER 35 C (No. 070027C), MINICUT pipe cutter (No. 070401C), thermometer, set of bending springs 3/8″–1/2″–5/8″, reeling flaring tool (No. 222402), plastic case

Model	Weight	PU	No.
Tool set Climate I	2.300 kg	1	170604
Tool set Climate II	2.400 kg	1	170605

Nitrogen set

Multiple uses for refrigeration systems

Application Benefits

- Fine scaled 1.0 gauge—precise reading of the testing pressure
- Spring loaded pressure reducing valve—simple and safe handling
- Connection for large bottles—easy connection for bottles of all sizes possible
- 950 cm³ nitrogen bottle included—complete set

Ideal for split air-conditioning units and heat pumps!

950 cm³ nitrogen bottle included

Complete set

Spring loaded pressure reducing valve

Simple and safe handling

Fine scaled 1.0 pressure gauge

Precise reading of the testing pressure

Connection for large bottles

Any size of bottle can be connected without a problem

9

5/16″ SAE adaptor for connecting to R410 units

Bottle adaptor for connecting 950 cm³ bottles

Set (No. 1000003865) includes: pressure reducing valve, connection hose, bottle adaptor, pressure gauge, nitrogen bottle and plastic case

Model	Weight	PU	No.
Nitrogen set incl. 1 kg bottle	4.070 kg	1	1000003865
Nitrogen bottle à 950 cm³	1.235 kg	6	259008

ROLEAK PRO

Electronic leak detection device for locating leaks in refrigeration systems (3 g/a)

R410A

R22 | R134a | R407C | R404A | R507A | R32

Application Benefits

- Durable and highly sensitive sensor tip with a leak detection rate of 3 g/a within 3 seconds
- Suitable for R32
- Simple determination of the refrigerant concentration
- Adjustment of the sensor tips zero measurement point for simple detection of the leak
- Reference leak for functionality test included
- Easy accessibility of even hard to reach leaks

Technical Data

Leak status	LED display
Sensor length	40 cm
Leak detection rate	3 g/a within 3 seconds
Working temperature	0 °C up to 40 °C
Voltage	6 V (4 AA batteries included)

Audio signal

Comfortable use

7 LEDs

Simple determination of the refrigerant concentrate with the coloured shading

RESET-button

Adjusts to the sensor tip zero point setting for simple leak location

3 different sensitivity levels

Exact and fast location of the leak

40 cm long, flexible sensor

Easy access in hard-to-reach places

No. 1500002241

Model	Weight	PU	No.
ROLEAK PRO	1.085 kg	1	1500002241

RO SERVICE+ only valid in participating countries.

ROTHENBERGER
ROTHENBERGER

ROTHENBERGER
pipetool technologies at work

ROAIRVAC CL

Battery driven two-stage vacuum pump

Application Benefits

- Compatible with CAS or AMPShare battery system
- Solenoid check valve to protect the refrigeration system from oil contamination during power outage
- Protects the integrated components with the light and high-quality casing
- Gas ballast valve for reduction of water vapor in the oil container
- Special filter reduces oil mist on exhaust vent
- Gauge-glass enables easy oil-stand monitoring
- Fast filling of oil without spilling, no special funnel is necessary
- Easy access to the oil drain plug makes emptying quick
- Thermal switch protects the unit from the motor overheating
- Standard 1/4″ SAE connection as well as 5/16″ SAE and 3/8″ SAE adaptor included in delivery

Technical Data	R32 2.0 CL	R32 5.0 CL
Pump rating	2.0 CFM / 57 l/min	5.0 CFM / 142 l/min
Vacuum stages	2	2
Final vacuum	23 micron	15 micron
Motor power	185 W / 3,600 r/m	550 W / 1,800 r/m
Voltage	18 V	18 V
Connection	1/4″	1/4″
with Adapter	5/16″ SAE M / 3/8″ SAE M	5/16″ SAE M / 3/8″ SAE M
Oil capacity	180 ml	350 ml

Ergonomic handle

Light, compact and easy to transport

Gas ballast valve

Reduction of water vapour in the oil container, guarantees higher evacuation power and service life

Battery LED indicator

Easy management of remaining battery power

Special filter

Reduces oil mist on exhaust vent

Multiple battery systems

Suitable for CAS and AMPShare battery systems (2 different machine versions)

Brushless motor

For wear-free working and a longer life time

Light and high-quality casing

Protects the integrated components

Available in the manufacturer-independent battery systems AMPShare – Powered by Bosch or CAS – CORDLESS ALLIANCE SYSTEM

1/4″ SAE standard connection with adaptors for 5/16″ SAE and 3/8″ SAE

Optimal positioned viewing glass and oil drains for simple draining of the oil

The battery can be combined accross products and manufacturers

RO SERVICE+ only valid in participating countries.

ROAIRVAC CL Series

Type	ROAIRVAC R32 2.0 CL	ROAIRVAC R32 5.0 CL
No.	1000003229	1000003231
Pumprating	2.0 CFM / 57 l / min /	5.0 CFM / 142 l / min /
	3.4 m³/h	8.5 m³/h
Vacuum stages	2	2
Final vacuum	23 micron / 0.03 mbar	15 micron / 0.02 mbar
Motor rating	185 W / 3,600 r/m	550 W / 1,800 r/m
Voltage	18 V	18 V
Frequency	50 Hz / 60 Hz	50 Hz / 60 Hz
Connection	1/4″	1/4″
with adaptor	5/16″ SAE M / 3/8″ SAE M	5/16″ SAE M / 3/8″ SAE M
Oil capacity	180 ml	350 ml
Weight	3.700 kg	7.500 kg

Future-proof product for the increased use of R32 refrigerants

ROAIRVAC R32 2.0 CL—vacuum pump in use with the digital manifold ROCOOL 600

No. 1000003229

No. 1000003231

No. 1000003230

No. 1000003233

Model	Weight	PU	AMPShare-No.	CAS-No.
ROAIRVAC R32 2.0 CL, 1 × 8 Ah battery, charger, ROBUCKET	6.100 kg	1	1000004181	1000003230
ROAIRVAC R32 2.0 CL, without battery and charger	3.700 kg	1	1000004180	1000003229
ROAIRVAC R32 5.0 CL, 1 × 8 Ah battery, charger, ROBUCKET	10.000 kg	1	1000004183	1000003233
ROAIRVAC R32 5.0 CL, without battery and charger	7.500 kg	1	1000004182	1000003231

ROAIRVAC

Two-stage vacuum pump For evacuation in accordance with DIN 8975 with vacuum gauge and solenoid valve

The ROTHENBERGER ROAIRVAC vacuum pumps are used for evacuating all refrigeration circuits according to DIN 8975. The two-stage rotary vane pump achieves a vacuum of less than 25 micron. As a result, air conditioning systems, refrigeration systems and heat pumps can be freed of residual moisture.

Application Benefits

- Solenoid check valve to protect the refrigeration system from oil contamination during power outage
- Vacuum gauge with integrated drag indicator enables simple and quick control of the evacuation process
- Protects the integrated components with the light and high-quality casing
- Gas ballast valve for reduction of water vapour in the oil container
- Special filter reduces oil mist on exhaust vent
- Gauge-glass enables easy oil-stand monitoring
- Fast filling of oil without spilling, no special funnel is necessary
- Easy access to the oil drain plug makes emptying quick
- Thermal switch protects the unit from the motor overheating
- Standard 1/4″ SAE connection as well as 5/16″ SAE and 3/8″ SAE adaptor included in delivery
- Removable cable prevents cable damage

Gas ballast valve

Reduction of water vapour in the oil container, guarantees higher evacuation power and service life

Special filter

Reduces oil mist on exhaust vent

Light and high-quality casing

Protects the integrated components

Ergonomic handle

Light, compact and easy to transport

Removable cable

Prevents cable damage

Integrated vacuum gauge

Simple and fast control of the evacuation process

Integrated solenoid valve

Prevents backwash of oil into the refrigeration system

Four-pole motor

Increased torque and long service life (only with ROAIRVAC R32 1.5, 3.0 and 6.0)

1/4″ SAE standard connection with adaptors for 5/16″ SAE and 3/8″ SAE

Optimal positioned viewing glass and oil drains for simple draining of the oil

Practical: operating instructions always within view

RO SERVICE+ only valid in participating countries.

ROAIRVAC series

Typ	ROAIRVAC R32 1.5	ROAIRVAC R32 3.0	ROAIRVAC R32 6.0	ROAIRVAC R32 9.0
No.	1000002399	1000002713	1000001231	1000002714
Pumprating	1.5 CFM / 42 l / min /	3.0 CFM / 85 l / min /	6.0 CFM / 170 l / min /	9.0 CFM / 255 l / min /
	2.5 m³/h	5.1 m³/h	10.2 m³/h	15.3 m³/h
Vacuum stages	2	2	2	2
Final vacuum	15 micron / 0.02 mbar	15 micron / 0.02 mbar	15 micron / 0.02 mbar	15 micron / 0.02 mbar
Motor rating	190 W / 1,720 r/m	250 W / 1,720 r/m	550 W / 1,720 r/m	750 W / 3,440 r/m
Voltage	230 V	230 V	230 V	230 V
Frequency	50 Hz / 60 Hz	50 Hz / 60 Hz	50 Hz / 60 Hz	50 Hz / 60 Hz
Connection	1/4″	1/4″	1/4″	1/4″
with adaptor	5/16″ SAE M / 3/8″ SAE M	5/16″ SAE M / 3/8″ SAE M	5/16″ SAE M / 3/8″ SAE M	5/16″ SAE M / 3/8″ SAE M
Oil capacity	250 ml	330 ml	580 ml	590 ml
Manifold Ø	45 mm	50 mm	80 mm	80 mm

Future-proof product for the increased use of R32 refrigerants

ROAIRVAC R32 1.5 (42 l/min)

ROAIRVAC R32 3.0 (85 l/min)

ROAIRVAC R32 9.0 (255 l/min)

Mineral oil is included in all pump deliveries

ROAIRVAC R32 6.0 (170 l/min)

ROAIRVAC R32 1.5—vacuum pump in use with the digital manifold ROCOOL 600

Scope of delivery: vacuum pump with 1/4″, 5/16″ SAE and 3/8″ SAE connections, plastic bottle with mineral oil

Model	Weight	PU	No.
ROAIRVAC R32, 1.5 42 l/min	10.100 kg	1	1000002399
ROAIRVAC R32, 3.0 85 l/min	11.900 kg	1	1000002713
ROAIRVAC R32, 6.0 170 l/min	17.500 kg	1	1000001231
ROAIRVAC R32, 9.0 255 l/min	18.400 kg	1	1000002714
Mineral oil, 1 litre	0.945 kg	1	169200

ROREC

Refrigerant recovery device

Compact, portable device for recovery and recycling refrigerants of all kinds

Application Benefits

- Maintenance-free operation through oil-free compressor
- 4-pole motor guarantees durability of the machine
- Low noise and vibration emissions because of its compact design
- Simple and safe work through intuitive operation
- Emptying of refrigerant residue by using the PURGE function for working with different refrigerants

Ideal for mono and multi-split air-conditioning units and heat pumps!

Technical Data

Suitable for	all A1 refrigerants of the type CFC, HCFH and HFC
Capacity	gaseous: 0.26 kg/min fluid: 1.85 kg/min push/pull: 6.22 kg/min
Electrical data	230 V / 50–60 Hz
Power	370 W
High pressure switch	38.5 bar

Integrated high pressure switch
Protects the integrated components

PURGE function
Emptying of refrigerant residue in the unit (self-cleaning mode)

Simple use
Controlled dosage of the refrigerant supply

RESET Button
Reset of the pressure shut-off

Removable cable
Prevents cable damage

Oil-free compressor
Maintenance-free operation

Thermal switch
Protects the unit from overheating

Light and compact plastic casing
Simple transport and use

4-pole motor
Increased torque and service life

Recovery of refrigerant

Exemplary:
Outdoor air-conditioning unit

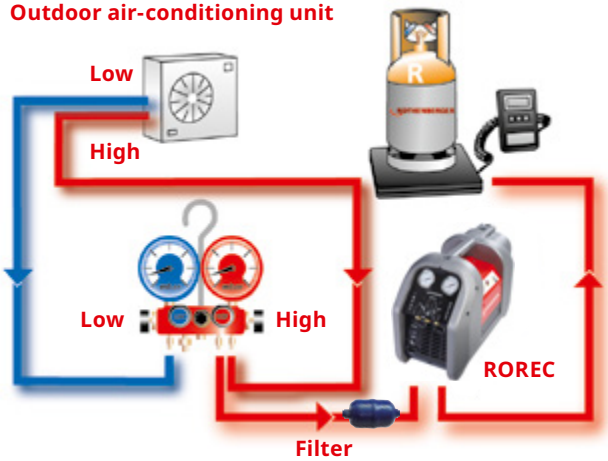

Simple and precise reading with the glycol filled pressure gauge

Practical storage compartment for accessories on the back

Model	Weight	PU	No.
ROREC	17.000 kg	1	168605
Filter	0.120 kg	1	168713

RO SERVICE+ only valid in participating countries.

ROREC PRO A3

Refrigerant extractor

Refrigerant extraction unit with high extraction capacity for complete emptying of refrigeration and air conditioning systems

Application Benefits

- Explosion-proof: Suitable for refrigerants of classes A1, A2L, A2 and A3 (e. g. R290)
- Compact design and weight of less than 12 kg
- Digital display and one-button operation
- Maintenance-free operation due to oil-free 2-piston compressor
- 4-pole motor guarantees longevity of the machine
- Automatic shutdown and automatic start as soon as the pressure rises again
- Draining of refrigerant residues through PURGE function

Technical Data

Recovery rate	gaseous: 0.5 kg/min; 3 kg/h fluid: 3.5 kg/min; 21 kg/h push/pull: 9.5 kg/min; 57 kg/h
Working area pressure	38.5 bar
Input power	750 W
Frequency	50–60 Hz
Voltage	220–240 V

Digital display

Clearly structured display of the measured pressure values

Low pressure switch

Automatic shut-off and automatic restart once the pressure increases again

Oil-free 2-piston compressor

Very high recovery rate with maintenance free operation

10

Model	Weight	PU	No.
ROREC Pro A3	12.000 kg	1	1500004451
Filter	0.120 kg	1	168713

RO SERVICE+ only valid in participating countries.

ROSCALE 120

Electronic refrigerant scale

Precise, easy to handle refrigerant scale for filling and evacuation processes with a maximal weight capacity of 120 kg

Application Benefits

- Resolution of 5 g enables very precise filling
- Weight capacity sufficient for all common refrigerant bottles
- Cable connection enables comfortable use in every situation
- Bottle adaptor for connecting small refrigerant bottles (1 l and 2 l bottles)
- Refrigerant bottles of all sizes have enough space
- Large LCD display for comfortable reading of the result
- Simple use

Technical Data

Weight capacity	120 kg or 264 lbs
Accuracy	± 0.5 %
Resolution	5 g / 0.2 oz.
Working temperature	-10 °C up to 49 °C / 14 °F up to 120 °F
Connection	1/4″ SAE for 1–2 l bottles
Battery	9 V
Platform size	230 × 230 × 53 mm

ROSCALE 120 in carrying case

Set (No. R17300416) includes: ROSCALE 120, 9 V battery, carrying case

Model	Weight	PU	No.
ROSCALE 120 up to 120 kg	3.280 kg	1	R17300416

Refrigerant for air-conditioning units

Non-chlorinated refrigerant of the HFC group in practical 40 bar steel bottles (bursting pressure: 165 bar) TÜV seal No. 0036-043 / 03D and TPED accepted as per 9 / 36 / CE

With ROTHENBERGER refrigerant, installers and refrigeration technicians can fill air conditioning and refrigeration systems that are particularly difficult to access. Due to the compact bottle, transport to roofs etc. is also easy.

Model	Weight	PU	No.
R410A Refrigerant R410A in cardboard packaging			
1 l steel bottle 5/16″ SAE, 40 bar	1.545 kg	6	170912
2 l steel bottle 5/16″ SAE, 40 bar	3.145 kg	4	170932
R32 Refrigerant R32 in cardboard packaging			
1 l steel bottle 1/2″ SAE, 40 bar	1.535 kg	6	170960
2 l steel bottle 1/2″ SAE, 40 bar	3.320 kg	4	170961

Standardised SAE thread on all bottle valves

Universal application

Refillable bottles

Full flexibility for the user

RO SERVICE+ only valid in participating countries.

SANIFRESH

Deodorising cleaning spray

Application Benefits

- Removes the threat of disease and allergies—practical and ecologically friendly solution for removing mites, dust, bacteria and spores
- Spray is applied directly to affected surface
- Economical spray can with spray nozzle and spray tube
- Removes unpleasant odours. Pleasant mint smell

Model	Weight	PU	No.
SANIFRESH 12 bottles	3.960 kg	1	85800

Bottle connection and adaptors

For refrigerant bottles

For use with new refrigerant bottles on existing equipment

No. 170950, No. 1500003381

No. 01700RD

No. 173204, No. 173205

Model	No.
Adapter 1/2″ to 1/4″ SAE	170901
Adaptor 1/4″ SAE M, 5/16″ SAE F, with valve trigger	01700RD
Adapter 1/4″ SAE F to 5/16″ SAE, M connection	170016
Adapter 1/4″ SAE M, 3/8″ SAE F	89501
Adapter 3/8″ SAE M, 1/4″ SAE F	89503
Bottle adapter 1/4″ connection	173205
Bottle adapter 5/16″ connection	173204
Bottle adapter W21.8 × 1/4″ SAE, M connection, seal for 2 l sized bottles	170950
Bottle adapter W21, 8 × 1/4″ SAE, M connection (left)	1500003381

Torque wrench set

For proper tightening of flange connections

Set with adjustable torque wrench (10–70 Nm) and 6 spanner inserts sizes 17, 22, 24, 26, 27 and 29 mm for flange connections on 1/4″, 3/8″, 1/2″ and 5/8″ pipe lines according to DIN EN 378- 2:2012-08

Fix with torque urgently necessary!

DIN -Norm

7-piece set (No. 175001) includes: spanner wrench sizes 17, 22, 24, 26, 27, 29 mm, torque wrench, carrying bag

Ø	Spanner width	Locking torque
1/4″ / 6 mm	17 mm	14–18 Nm
3/8″ / 10 mm	22 mm	33–42 Nm
1/2″ / 12 mm	24 mm	50–62 Nm
1/2″ / 12 mm	26 mm	50–62 Nm
5/8″ / 15/16 mm	27 mm	63–77 Nm
5/8″ / 15/16 mm	29 mm	63–77 Nm

Model	Weight	PU	No.
Torque wrench set 17–22–24–26–27–29 mm	1.700 kg	1	175001

Schrader valve tool

Application Benefits

- For exchanging the Schrader valve on air-conditioners under pressure, without having to recover the unit
- For safe and easy change of spring insert of the Schrader valve tool
- With safety thread for risk-free use with R410A

Model	Weight	PU	No.
Schrader valve tool	0.450 kg	1	87800

Plate fin comb

Application Benefits

- For straightening the plate fins of heat-exchangers
- 6 different sizes in one too



Fig. similar

Model	Weight	PU	No.
Plate fin comb 8–9–10–12–14–15 fins per inch	0.095 kg	1	224500

Pictograms

230 V — AC 230 V
115 V — AC 115 V
110 V — AC 110 V
400 V — Three-phase current 400 V
Battery-powered
Can be used in confined spaces
Suitable for tight spaces
Light and compact
Basic — Basic soft soldering up to 450 °C
Hot — Hot brazing 450–1,100 °C
Max — Max autogen welding 1,100 °C
fast cut — Fast cut
No deformation from use
Dry drilling
Wet drilling
50 % — Up to 50 % time-saving
Portable operation
360° — 360° rotatable
Ergonomic design
DIN -Norm — Meets DIN standards
Propane control
Oxygen control
Acetylene control
Shock absorption
Inspection window
1,5 m — Pressure hose length
lock — Lock button
Bayonet coupling
click — Push lock
Thread lock
Pressure gauge display adjustable
class 1.6 — Pressure gauge classe 1–6
80 mm — Pressure gauge size
Counter display
10 g — Measuring accuracy up to X g
max. 100 kg — Scale range up to X kg
Economy valve
USB — With USB connection
Touchscreen
WiFi — WiFi
Piezo — Piezo ignition
Fine — Fine adjustment of the flame
With video function
With photo function
SD — Memory card
30 m — Cable length
Sturdy casing
Off On — Shock absorption
Transport case
RO CASE — ROCASE case system
RO SERVICE+ — RO SERVICE+ warranty services
BRUSHLESS MOTOR — Electric motor without carbon brushes
DURA LAZR TEC LASER HARDENING — DURA LAZR TEC laser hardening process
CFT TECHNOLOGY — Constant Force Technology
R290 — Eco-friendly refrigerant
e TOOL — eTOOL (NFC tag)
ONE HAND OPERATION — One-handed operation
180° — 180° rotatable
R APP — App fopr Android and iOS

Refrigerant data from CFC-alternative refrigerants

Refrigerant	Composition	ODP	GWP	Temperature glide
R22 (HFCKW refrigerant)	CHCLF2	0.05	1,810	
R134a (HFKW-chlorine-free refrigerant)	CF3CH2F	0	1,430	
R32 (HFKW-chlorine-free refrigerant)	CH2F2	0	675	
R404A (HFKW-chlorine-free blends)	52 % R143a, 44 % R125, 4 % R134a	0	3,922	
R507 (HFKW-chlorine-free blends)	50 % R143a, 50 % R125	0	3,985	
R407C (HFKW-chlorine-free blends)	23 % R32, 25 % R125, 52 % R134a	0	1,774	7.5 K
R410A (HFKW-chlorine-free blends)	50 % R32, 50 % R125	0	2,088	0.2 K

ODP = Ozone Depletion Potential (degree in which the ozone layer is destroyed)
GWP = Global Warming Potential (degree in which it contributes to the greenhouse effect)

Instructions for safe and proper use of the refrigerants

Refrigerant

- Wear protective gloves and safety goggles
- Do not let refrigerant come in contact with skin
- Do not inhale high concentrations of vapours
  (Lack of oxygen causes a narcotic effect and is a danger to life)
- Do not smoke around refrigerant
- Working place / room must be thoroughly aired, if necessary extracted

Refrigerant bottles

- Secure against accidents, do not throw
- Do not expose to direct sunlight and do not place near radiators or other heat sources
- Do not use open flame
- Do not disassemble or remove valves
- Damaged bottles need to be properly returned
- Close empty containers

Air-conditioners

- Air-conditioner leaks need to be repaired immediately
- Do not allow refrigerant to leak while filling or doing maintenance work
- In high concentrations (for example pipe burst), leave the room and do not enter again until it has been properly ventilated
- Only do brazing work together with protective nitrogen gas and only in well ventilated areas

Flare connections

Normal flare size in accordance with JIS B8607:2008
Flare outer diameter in relationship to the pipe diameter

Pipe outer diameter mm / inch	Metric	Wall thickness mm / inch	Flare outer diameter with R22-, R134a-, R404-, R407C air-conditioners	Flare outer diameter with R410A air-conditioners
6 mm		1 mm	8.5 mm	9.1 mm
8 mm		1 mm	11.1 mm	11.1 mm
10 mm		1 mm	13.6 mm	13.2 mm
12 mm		1 mm	15.3 mm	16.5 mm
16 mm		1 mm	19.5 mm	19.2 mm
18 mm		1 mm	22.0 mm	22.7 mm
1/4″	6.35 mm	0.35″	9.0 mm	9.1 mm
5/16″	7.94 mm	0.35″	11.0 mm	11.1 mm
3/8″	9.52 mm	0.35″	13.0 mm	13.2 mm
1/2″	12.70 mm	0.35″	16.2 mm	16.6 mm
5/8″	15.88 mm	0.35″	19.4 mm	19.7 mm
3/4″	19.05 mm	0.35″	23.3 mm	24.0 mm

Conversion table pressure

mbar	Micron	TORR	mm HG Vakuum
10	7,516	7.5	752
5	3,759	3.6	756
2	1,503	1.5	758
1	752	0.75	759
0.5	376	0.36	
0.4	300	0.30	
0.3	225	0.23	
0.2	150	0.15	
0.1	75	0.08	
0.09	68		
0.07	53		
0.06	45		
0.05	38		
0.04	30		
0.03	22		
0.02	15		
0.01	8		

Conversion table temperature

Conversion from °C in °F: °C × 1.8 + 32 = °F
Conversion from °F in °C: (°F-32) : 1.8 = °C

°C	°F	°C	°F	°F	°C	°F	°C
100	212	30	86	212	100	70	21
95	203	25	77	200	93	60	16
90	194	20	68	190	88	50	10
85	185	15	59	180	82	40	4
80	176	10	50	170	77	30	-1
75	167	4	39	160	71	20	-7
70	158	0	32	150	66	10	-12
65	149	-10	14	140	60	0	-18
60	140	-20	-4	130	54	-10	-23
55	131	-30	-22	120	49	-20	-29
50	122	-40	-40	110	43	-30	-34
45	113	-50	-58	100	38	-40	-40
40	104	-60	-76	90	32	-50	-46
35	95	-273	-460	80	27	-60	-51
						-112	-80
						-460	-273

Common threads

UNF-Thread	SAE-Thread	Outer diameter (max. mm)	Internal diameter (min. mm)	Lodes per inch	Increment (mm)
7/16″–20	1/4″	11.079	9.738	20	1.270
1/2″–20	5/16	12.667	11.328	20	1.270
5/8″–18	3/8″	15.839	14.348	18	1.411
3/4″–16	1/2″	19.012	17.330	16	1.588
7/8″–14		22.184	20.262	14	1.814
7/8″–14	5/8″	22.184	20.262	14	1.814
1″–14	3/4″	25.357	23.437	14	1.814
11/16″–14		26.947	25.024	14	1.814
11/8″–12		28.529	26.284	12	2.117
11/4″–12	7/8″	31.704	29.459	12	2.117
13/8″–12		34.877	32.634	12	2.117
11/2″–12	1″	38.052	35.809	12	2.117

ROTHENBERGER

Imprint

This catalog is a publication of

ROTHENBERGER Werkzeuge GmbH
Industriestraße 7
65779 Kelkheim (Taunus)
Germany
Phone +49 6195 800 - 0
Fax +49 6195 800 - 3500
info@rothenberger.com
Company register and number: Königstein im Taunus, HRB 2732

Great care was taken in compiling this catalog and reproduction of the product information. Nevertheless we cannot completely exclude the possibility of error. For this reason, ROTHENBERGER disclaims any liability for any errors which may have arisen despite careful checking of the contents.

The design, compilations, performance data, features, dimensions and weight of products can alter as a result of further technical developments and adaptation of our products to the requirements and wishes of our customers, without any duty on our part to announce this in advance.

We are not obliged to alter already delivered products to match such new developments. We also reserve the right to remove articles from our product program.

This catalog invalidates all previous versions. Standard specifications are non-binding. The operating instructions and suggestions for use and safety are non-binding and do not in any way replace legal or other regulations, such as employer's liability insurance association regulations, in the respective countries.

No part of this catalog may be reproduced in any way whether by reprinting, photocopying, putting onto microfilm or any other process, or be converted into a machine-readable language or stored in any electronic systems and processed there without prior written permission from ROTHENBERGER Werkzeuge GmbH.

It is not permitted to make any changes and additions to the catalog. We reserve all rights for all countries.

© 2024 ROTHENBERGER Werkzeuge GmbH, Germany

ROTHENBERGER worldwide

Australia
ROTHENBERGER Australia Pty. Ltd.
Unit 6, 13 Hoyle Avenue
NSW 2154, Castle Hill, Australia
Phone: +61 2 9899 7577, Fax: +61 2 9899 7677
sales-au@rothenberger.com
rothenberger.com.au

Austria
ROTHENBERGER Werkzeuge und Maschinen
Handelsgesellschaft mbH
Gewerbeparkstraße 9, 5081 Anif, Austria
Phone: +43 6246 72091 - 250, Fax: +43 6246 72091 - 215
office@rothenberger.at
rothenberger.com/at-de

Belgium
ROTHENBERGER Benelux bv
Antwerpsesteenweg 59, 2630 Aartselaar, Belgium
Phone: +32 3 877 22 77, Fax: +32 3 877 03 94
info@rothenberger.be
rothenberger.be

Brazil
ROTHENBERGER do Brasil LTDA
Avenida Fagundes de Oliveira, 538
Galpão A4, Piraporinha, Diadema, Sao Paulo, Brazil
Phone: +55 11 4044 4748, Fax: +55 11 4044 5051
contato-br@rothenberger.com
rothenberger.com.br

Bulgaria
ROTHENBERGER Bulgaria EOOD
Blvd. Sitnjakovo 79, BG-1111 Sofia, Bulgaria
Phone: +359 2 946 14 59
info@rothenberger.bg
rothenberger.com/bg-bg

China
ROTHENBERGER (Wuxi) Pipe Technologies Co., Ltd.
Building D, No 9 Lianhe Road
Hudai Industrial Park, 214161 Wuxi, Jiangsu, China
Phone: +86 0510 8321 - 7213, Fax: +86 0510 8321 - 7263
office@rothenberger.cn

Czech Republic
ROTHENBERGER CZ
Prumyslova 1306/7, 102 00 Praha 10, Czech Republic
Phone: +420 271 730 183
prodej@rothenberger.com
rothenberger.cz

France
ROTHENBERGER France
39 Quai de Marne, F-51206, Épernay, Cedex, France
Phone: +33 3 87 74 92 92
info-fr@rothenberger.com
rothenberger.fr

Germany
ROTHENBERGER Deutschland GmbH
Industriestraße 7, 65779 Kelkheim (Taunus), Germany
Phone: +49 6195 800 - 0, Fax: +49 6195 800 - 3500
verkauf-deutschland@rothenberger.com
rothenberger.com

Greece
ROTHENBERGER Hellas S.A.
Agias Kyriakis 45, 17564 Paleo Faliro, Greece
Phone: +30 210 94 02 049, +30 210 94 07 302-3
Fax: +30 210 94 07 322
ro-he@otenet.gr
rothenberger.com

Hungary
ROTHENBERGER Szerszám és Gép Kereskedelmi Kft.
Gubacsi út 24, H-1097 Budapest, Hungary
Phone: +36 1 3 47 50 40, Fax: +36 1 3 47 50 59
info-hu@rothenberger.com
rothenberger.hu

India
ROTHENBERGER India Pvt. Ltd.
Unit No. 410, 4th Floor, Vipul Business Park
Sohna Road, Sector-48,
Gurgaon -122018, India
Phone: +91 9873840900
rothenberger.in

Italy
ROTHENBERGER Italiana s.r.l.
Via G. Reiss Romoli 17–19, I-20019 Settimo Milanese, Italy
Phone: +39 02 33 50 601
rothenberger.italia@rothenberger.com
rothenberger.it

Netherlands
ROTHENBERGER Nederland bv
Postbus 45, NL-5120 AA Rijen, Netherlands
Phone: +31 1 61 29 35 79, Fax: +31 1 61 29 39 08
info@rothenberger.nl
rothenberger.nl

Poland
ROTHENBERGER Polska Sp. z o.o.
Ul. Annopol 4A, Hala C, PL-03-236 Warszawa, Poland
Phone: +48 22 213 59 00
biuro@rothenberger.pl
rothenberger.pl

Sweden
ROTHENBERGER WERKZEUGE GmbH
Sales Office Nordic
c/o SIEVERT AB
P.O. Box 1366
SE-171 26 Solna, Sweden
Visiting address:
Hemvärnsgatan 22, Solna, Sweden
Phone: +46 8 629 2299
roscan@rothenberger.com

South Africa
ROTHENBERGER TOOLS SA (Pty) Ltd
P.O. Box 4360, Edenvale 1610
165 Van Der Bijl Street, Meadowdale Germiston
Gauteng (Johannesburg), South Africa
Phone: +27 11 372 9631, Fax: +27 11 372 9632
info@rothenberger.co.za
rothenberger.co.za

Spain
ROTHENBERGER Iberia
Ctra. Durango-Elorrio, Km. 2,
48220 Abadiano (Vizcaya), Spain
Phone: +34 94 621 01 00, Fax: +34 94 621 01 02
ventas@rothenberger.com
rothenberger.es

Switzerland
ROTHENBERGER (Schweiz) AG
Herostr. 9, CH-8048 Zürich, Switzerland
Phone: +41 44 435 30 30, Fax: +41 44 401 06 08
info@rothenberger-werkzeuge.ch

Turkey
ROTHENBERGER Türkiye
ROTHENBERGER Center, Barbaros Bulvarı No:9
TR-34775 Şerifali / Ümraniye İstanbul, Turkey
Phone: +90 216 449 24 85, Fax: +90 216 449 24 87
rothenberger@rothenberger.com.tr
rothenberger.com.tr

UAE
ROTHENBERGER Middle East FZCO
PO Box 261190, Jebel Ali Free Zone
Dubai, United Arab Emirates
Phone: +971 4 883 97 77, Fax: +971 4 883 97 57
office-ae@rothenberger.com

ROTHENBERGER Middle East Equipment Trading LLC
PO Box 261190, Al Quoz Industrial Area 3
Dubai, United Arab Emirates
Phone: +971 4 885 48 65, Fax: +971 4 883 97 57
servicecenter-ae@rothenberger.com

UK
ROTHENBERGER UK Ltd.
2, Kingsthorne Park, Henson Way
Kettering, GB-Northants NN16 8PX, UK
Phone: +44 15 36 31 03 00, Fax: +44 15 36 31 06 00
sales@rothenberger.co.uk

USA
ROTHENBERGER USA Inc.
7130 Clinton Road, Loves Park, IL 61111, USA
Phone: +1 80 05 45 76 98, Fax: +1 81 56 33 08 79
customerservice-us@rothenberger.com
rothenberger.com/us-en

ROTHENBERGER Partners

Romania
ROWALT S.R.L.
Strada 1 Mai, nr. 4, Otopeni, Ilfov, 075100, Romania
Phone: +40 21 350 37 44/45/46
info@rothenberger.com
rothenberger-romania.ro

Ukraine
ROTHENBERGER-CENTER LTD.
Salskoho str. 11, Kyiv, 04060, Ukraine
Phone: +380 444941597
info@rothenberger.com.ua

ROTHENBERGER
pipetool technologies at work

90550/0124/EN/MKT

Carbon neutral
Print product
ClimatePartner.com/11798-2311-1002

ROTHENBERGER Werkzeuge GmbH
Industriestraße 7
65779 Kelkheim (Taunus)
Germany

Phone +49 6195 800 - 0
Fax +49 6195 800 - 3500

info@rothenberger.com

rothenberger.com